



The District Court of New South Wales
Annual Review 2013



Contents

FOREWORD BY CHIEF JUDGE	2
THE DISTRICT COURT	3
History	4
Jurisdiction	5
Judiciary	5
Court Staff	8
STRATEGIC PLAN	9
Civil Business Committee	10
Criminal Business Committee	11
Professional Development (Education) Committee	11
CIVIL JURISDICTION	14
New South Wales	15
Caseload	15
Sydney	16
Caseload	16
Residual Jurisdiction	17
Alternative Dispute Resolution	18
Sydney West	18
Country	19
CRIMINAL JURISDICTION	20
Trials	21
Caseload	21
Short Matters	25
JUDICIAL RESOURCES	27
Allocated Sitings	28
Actual Sitings	28
ANNEXURES	31
Annexure A – Civil Caseload	32
Annexure B – Criminal Caseload	34
Annexure C – Criminal Time Standards	38
Annexure D – Court Committees	44

FOREWORD BY CHIEF JUDGE

I reported in last year's Annual Review a significant increase in criminal trials being sent to the District Court. In the course of 2013 that trend continued almost unabated. The Court registered 1,814 new trials compared to 1,876 in 2012 and although the Court disposed of 1,662 trials compared to 1,532 in 2012 the result was that at the end of the year the caseload of criminal trials stood at 1,515. That compares with a caseload at the end of 2012 of 1,363 and prior to 2012 the caseload of criminal trials was generally just above 1,000. For example, at the end of 2011 it was 1,019. What that means is that the caseload of criminal trials has increased by about 50%.

Criminal trials represent the biggest part of the workload of the Court because they take an average of just less than two weeks per trial. The impact of this increase in trials is a gradual worsening of the timeliness in disposing of criminal trials with the result that accused persons spend longer periods in custody while on remand. The problems in the country circuits are worse than in Sydney or Sydney West because the circuits do not have the flexibility to dispose of cases that exists in the courts in Sydney.

At the same time this major increase in the Court's workload has occurred, cuts in funding have resulted in two judges' positions being lost with two more positions to be lost in the next two years. It would appear that a significant cause of the increase in trials is an increase in police numbers and the number of police available for investigations. That being the case it would appear that now would be an appropriate time for the Government to look at the funding arrangements for the whole justice system including the effects on downstream agencies of the increase in police resources.

Despite the problems the Court has been experiencing the *Annual Report on the Return of Government Services* indicates that the Court still compares favourably with other Courts in Australia. The national standard is that no more than 10% of criminal non-appeal matters should be older than 12 months. This Court's figure was that there were 10.9% of cases older than 12 months. Last year the figure was 10.6% and it can only be expected that this figure will continue to decline unless there is some change in the system.

The civil business of the Court has remained steady with just under 5,000 matters registered which was only a slight increase from the previous year. As with previous years there has not been a large number of cases in the country circuits. In Sydney where most of the work is finalised, the number of civil actions not reached has been almost nil. That is highly desirable as a result because it provides certainty to the parties that when their cases are listed for trial, they will be heard.

The *Australian Productivity Commission's Report on Government Services* again indicates that this Court compares very favourably with other Courts in Australia in the timely disposition of civil actions.

Overall, results which have been achieved have only been achieved by the dedication and hard work of the judges of the Court and the staff that supports them. Since this is my last foreword to an Annual Review before I retire, I would like to express my appreciation to the judges and staff of the Court for their consistent dedication to the aims of the Court. It has been a privilege to work with them.

**The Honourable Justice R O Blanch AM
Chief Judge**

THE DISTRICT COURT

- History
- Jurisdiction
- Judiciary
- Court Staff



History

By the middle of the 19th Century the court system in New South Wales consisted of:

- The Supreme Court of New South Wales which, under the Third Charter of Justice sealed in 1823, had a criminal and civil jurisdiction similar to that of the superior Courts of England
- Courts of General and Quarter Sessions which could deal with “crimes and misdemeanours not punishable by death”
- Courts of Requests in Sydney and the County of Cumberland, with a civil jurisdiction not exceeding £30; and
- Courts of Petty Sessions, which dealt with criminal misdemeanours in a summary way and had a civil jurisdiction up to £10 (or £30 if the defendant consented).

With the discovery of gold in 1851 the Colony's population increased and became more dispersed. Litigation grew as the Colony prospered, and crime was not declining. The Supreme Court began to fall seriously into arrears, and this was not helped by the fact that it did not visit a lot of towns. Courts of Quarter Sessions were also few in number and had no civil jurisdiction.

By the mid 1850's there were calls for a revision of the court system, to meet the growing needs of the Colony. As a result, the *District Court Act 1858* (22 Vic No 18) was assented to on 12 November 1858.

This Act established District Courts, as courts of records, to replace Courts of Requests and divided the Colony into Districts. It conferred upon the District Courts a civil jurisdiction.

It also provided for the appointment of a District Court judge as Chairman of any Court of Quarter Sessions or General Sessions, to be held within the limits of the District for which that judge was appointed.

The purpose of the Act was briefly described in *The Practice of the District Courts of NSW* by W.J. Foster and C.E.R. Murray (Sydney, 1870), as follows:

“District Courts were established by the Legislature for the purpose of simplifying legal proceedings in the recovery of amounts under £200, and lessening the expenses of attending such proceedings, as well as to relieving the Supreme Court of some portion of the overwhelming civil business which the rapid progress of the colony had lately engendered.

The Act providing for the institution of these Courts also extended the jurisdiction of Courts of General and Quarter Sessions of the Peace, and prepared the way for a great increase in their numbers, under the presidency of District Court judges as Chairmen, whereby criminal proceedings have been much facilitated, especially in the more distant and outlying portions of the country...”

The *District Courts Act 1858* remained in force until 1973, although the jurisdiction of the Court was increased from time to time.

The *District Court Act 1973* commenced on 1 July 1973. It abolished the District Courts and Courts of Quarter Sessions and established one District Court of New South Wales, with a statewide criminal and civil jurisdiction.

Jurisdiction

The District Court is the intermediate Court in the State's judicial hierarchy. It is a trial court and has an appellate jurisdiction. In addition, the judges of the Court preside over a range of tribunals.

In its criminal jurisdiction, the Court may deal with all criminal offences except murder, treason and piracy.

In its civil jurisdiction the Court may deal with:

- All motor accident cases, irrespective of the amount claimed, and
- Other claims to a maximum amount of \$750,000, although it may deal with matters exceeding this amount if the parties consent.

In addition, the Court may deal with equitable claims or demands for recovery of money or damages for amounts not exceeding \$750,000.

The Court is also empowered to deal with applications under the *De Facto Relationships Act 1984*, the *Family Provisions Act 1982* and the *Testator Family Maintenance and Guardianship of Infants Act 1916* that involve amounts, or property to the value of, not more than \$250,000.

Judiciary

The following were the judges of the Court as at 31 December 2013.

CHIEF JUDGE

The Honourable Justice Reginald Oliver
Blanch AM*

JUDGES

Her Honour Judge Dianne Joy Truss
His Honour Judge Garry William Neilson
His Honour Judge Christopher John Armitage
His Honour Judge Christopher John George
Robison
Her Honour Judge Robyn Christine Tupman
His Honour Judge James Patrick Curtis*
Her Honour Judge Deborah June Payne
His Honour Judge Martin Langford Sides QC
Her Honour Judge Anne Mary Quirk
His Honour Judge Gregory David Woods QC
His Honour Judge Norman Edward Delaney
His Honour Judge Kevin Patrick O'Connor AM
Her Honour Judge Jennifer Anne English
Her Honour Judge Susan Jennifer Gibb
His Honour Judge Robert Arthur Sorby
His Honour Judge Stephen Ronald Norrish QC
Her Honour Judge Audrey Suzanne Balla
His Honour Judge Michael John Finnane
RFD QC*
Her Honour Judge Penelope Jane Hock
Her Honour Judge Judith Clare Gibson
His Honour Judge Anthony Martin Blackmore SC
His Honour Judge Peter Graeme Berman SC
His Honour Judge Raymond Patrick
McLoughlin SC
His Honour Judge Colin David Charteris SC
His Honour Judge Roy David Ellis
His Honour Judge Mark Curtis Marien SC
His Honour Judge Brian John Knox SC
His Honour Judge John Roger Dive
Her Honour Judge Deborah Anne Sweeney
His Honour Judge James Leonard Alexandre
Bennett SC

His Honour Judge Peter Lind Johnstone
 His Honour Judge William Patrick Kearns SC*
 His Honour Judge Paul Vincent Conlon SC
 His Honour Judge Peter Raymond Zahra SC
 His Honour Judge Richard Dominic Cogswell SC
 Her Honour Judge Leonie Flannery SC
 His Honour Judge Robert Stephen Toner SC
 His Honour Judge Gregory Michael Keating
 His Honour Judge Paul Ivan Lakatos SC
 His Honour Judge Leonard Levy SC
 His Honour Judge Michael Elkaim SC
 His Honour Judge Michael King SC
 His Honour Judge David Clement Frearson SC
 His Honour Judge Andrew Michael Colefax SC
 Her Honour Judge Helen Syme
 His Honour Michael Ivan Bozic SC
 His Honour John North
 His Honour Judge Graham Leslie Henson
 Her Honour Judge Laura Kathleen Wells SC
 His Honour Judge Ross Victor Letherbarrow SC
 His Honour Judge Andrew Carl Haesler SC
 Her Honour Judge Donna Mary Lisa Woodburne SC
 Her Honour Judge Elizabeth Margaret Olsson SC
 His Honour Judge Clive Vaughan Jeffreys
 His Honour Judge David Ulric Arnott SC
 His Honour Judge Peter George Maiden SC
 His Honour Judge Phillip Gregory Mahony SC
 His Honour Judge Christopher Phillip Hoy SC
 His Honour Judge Phillip Thomas Taylor SC
 His Honour Judge Gordon Bruce Lerve
 His Honour Judge Ian Hartley McClintock SC
 His Honour Judge Christopher Bruce Craigie SC
 Her Honour Judge Sarah Jane Huggett
 His Honour Judge Antony Edward Townsden
 His Honour Judge Peter Raymond Whitford
 His Honour Judge Stephen Scott Hanley SC
 Her Honour Judge Sharron Norton SC
 His Honour Judge Mark Lloyd Williams SC

**denotes Member of the Dust Diseases Tribunal*

APPOINTMENTS

The following Judges were appointed during 2013:

- His Honour Judge Antony Edward Townsden was appointed on 6 May 2013
- His Honour Judge Peter Raymond Whitford SC was appointed on 24 June 2013
- His Honour Judge Stephen Scott Hanley SC was appointed on 15 July 2013
- Her Honour Judge Sharron Norton SC was appointed on 16 September 2013, and
- His Honour Judge Mark Lloyd Williams SC was appointed on 23 September 2013

RETIREMENTS

The following Judges retired during 2013:

- His Honour Judge James Walter Black QC retired on 7 February 2013
- His Honour Judge Robert Keleman SC retired on 28 February 2013
- His Honour Judge Kevin Peter Coorey retired on 29 March 2013
- Her Honour Judge Linda Margaret Ashford retired on 15 May 2013
- His Honour Judge Jonathan Steuart Williams retired on 28 July 2013
- His Honour Judge Ronald Herbert Solomon retired on 16 August 2013, and
- His Honour Judge Stephen Lewis Walmsley SC retired on 27 September 2013

APPOINTMENT TO THE SUPREME COURT OF THE ACT

- Her Honour Judge Helen Gay Murrell SC was appointed to the position of Chief Justice of the Supreme Court of the ACT on 28 October 2013.

APPOINTMENTS HELD

- The Honourable Justice Reginald Oliver Blanch AM, held the appointment of President of the Dust Diseases Tribunal of NSW.
- His Honour Judge Kevin Patrick O'Connor AM, held the appointment of President of the Administrative Decisions Tribunal of NSW.
- His Honour Judge John Roger Dive held the appointment of Senior Judge of the Drug Court of NSW.
- His Honour Judge Peter Lind Johnstone held the appointment of President of the Children's Court of NSW.
- His Honour Judge Gregory Michael Keating held the appointment of President of the Workers Compensation Commission of NSW.
- His Honour Judge Graeme Leslie Henson held the appointment of Chief Magistrate of the Local Court of NSW.

MEDICAL TRIBUNAL OF NSW

- The Honourable Justice Reginald Oliver Blanch AM, Chief Judge, held the appointment of Chairperson of the Medical Tribunal of New South Wales.

The following Judges held appointments as Deputy Chairpersons of the Tribunal as at 31 December 2013:

- Her Honour Judge Audrey Suzanne Balla
- His Honour Judge Peter Lind Johnstone
- Her Honour Judge Leonie Flannery SC
- His Honour Judge Paul Ivan Lakatos SC
- His Honour Judge Michael Elkaim SC
- His Honour Judge Leonard Levy SC
- His Honour Judge Andrew Michael Colefax SC, and
- His Honour Judge Phillip Gregory Mahony SC

ACTING JUDGES (in alphabetical order)

- Mr Warwick John Andrew CBE
- Ms Linda Margaret Ashford
- Mr Ian Barnett
- Mr James Walter Black QC
- Mr Grant Thomas Britton SC
- Mr Terence Joseph Christie QC
- Mr Paul Cloran
- Ms Elizabeth Corbett
- Mr Garry Spencer Forno QC
- Mr David James Freeman
- Mr Anthony Frederick Garling
- Mr Geoffrey John Graham
- Mr Gregory Scott Hosking SC
- Mr Luigi Maria Baliano Lamprati
- Mr Rodney Neville Madgwick QC
- The Honourable Francis Marks
- Ms Helen Jane Morgan
- Mr John Cecil Nicholson SC
- Mr John Roscoe Nield
- Mr Colin Emmett O'Connor QC
- Mr John Lawrence O'Meally AM RFD
- Mr Colin Phegan
- Mr Anthony Francis Puckeridge QC
- Ms Margaret Sidis
- Mr Ronald Herbert Solomon
- Mr Kenneth Victor Taylor AM RFD
- Mr Stephen Lewis Walmsley SC
- Mr Jonathan Steuart Williams

JUDICIAL REGISTRAR

Mr James Howard is the Judicial Registrar and exercises functions pursuant to Section 18FA of the *District Court Act 1973*.

Court Staff

VENUES

In 2013 the Court sat permanently in Sydney at the Downing Centre, 143-147 Liverpool Street, Sydney (in crime), where it occupies 18 courtrooms, and at the John Maddison Tower, 86 Goulburn Street, Sydney, where it occupies 23 courtrooms (mostly in civil).

In Sydney West, Judges sat full-time in the Court Houses at Parramatta (8 courtrooms), Penrith (1 courtroom) and Campbelltown (1 courtroom).

In addition, continuous sittings were conducted at Gosford, Lismore, Newcastle and Wollongong.

Other places where the Court sat were:

Albury, Armidale, Bathurst, Bega, Bourke, Broken Hill, Coffs Harbour, Coonamble, Dubbo, East Maitland, Goulburn, Grafton, Griffith, Lismore, Moree, Nowra, Orange, Parkes, Port Macquarie, Queanbeyan, Tamworth, Taree, and Wagga Wagga.

PRINCIPAL REGISTRAR

Ms Pam Olsoen is the Principal Registrar and exercises functions pursuant to Section 18H(3) of the *District Court Act 1973*.

CRIMINAL LISTINGS AND JUDICIAL ARRANGEMENTS

Schedules cases in accordance with Court policy; prepares lists, allocates courtrooms and co-ordinates the assignment of judges to venues throughout the State.

Mr Robert Fornito is the District Court Criminal Listing Director. Pursuant to Section 123 of the *Criminal Procedure Act 1986*, the Criminal Listing Director is responsible to the Chief Judge in making arrangements for the listing of criminal proceedings.

CIVIL LISTINGS AND CASE MANAGEMENT

Implements civil case management and listing practices for the timely finalisation of cases, schedules cases, prepares lists and allocates courtrooms.

Ms Jane Dunn is the Civil List and Case Manager and works in conjunction with the Civil List Judge and the Judicial Registrar in making arrangements for the listing of civil proceedings.

STRATEGIC PLAN

- Civil Business Committee
- Criminal Business Committee
- Professional Development (Education) Committee



Civil Business Committee Report

In 2012 the Court introduced its fourth Strategic Plan. The first such plan was adopted in 1995 and it provided a template for significant changes in the way the Court operated as did the subsequent Strategic Plans released in 2000 & 2007.

The current Strategic Plan articulates the values of the Court and sets out the goals to be achieved over 2012-2017 in carrying out this role in line with these values.

The Court is committed to discharging its responsibilities to ensure:

- That the Court is accessible to the public and those who need to use its services
- The effective determination of cases in an orderly, cost effective and expeditious manner. The equal protection of the law to all
- The independence of the judges of the Court, and the Court as a branch of our system of government
- Accountability for the performance of the Court and its use of public funds, and
- The highest standard of excellence in the functioning of the Court.

As in past plans, the Court will continue to maintain a Policy and Planning Committee to provide advice to the Chief Judge on matters relating to the business of the Court. There are also three major committees that are accountable to the Policy and Planning Committee. Those Committees are:

- The Civil Business Committee
- The Criminal Business Committee, and
- The Professional Development (Education) Committee.

TERMS OF REFERENCE

To monitor, report and advise on any matter relating to the Court's objective of providing a system for the earliest, most effective and efficient resolution of civil disputes.

THE COMMITTEE

The Committee consists of judges of the Court, the Judicial Registrar, the Civil List and Case Manager and representatives of the Law Society of NSW, the Bar Association of NSW, the Insurance Council of Australia and the Motor Accidents Authority.

ACTIVITIES

The Committee met on three occasions during the year and matters considered included:

1. The Court's Operational Performance Report with up-to-date statistical information presented at each meeting.
2. Proposed amendments to the rules and practice notes.
3. Particular concerns of the various representatives and matters which the Court wished to bring to their attention.
4. The Committee considered a wide range of issues including:
 - The components of the caseload by cause of action
 - Pre-action protocols under Part 2A of the *Civil Procedure Act*
 - The *Court Information Act*
 - Issues arising under the *Motor Accidents Compensation Act* and the latest reforms
 - Judicial and listing arrangements including pre-trial conferences
 - Practical difficulties associated with the shortage of court officers
 - Lack of compliance with the practice note in relation to approval applications
 - Problems associated with expert evidence, and
 - The on-line registry and amendments to Part 3 of the UCPR (Electronic Case Management).

Criminal Business Committee Report

TERMS OF REFERENCE

To monitor, report and advise on any matter relating to the Court's goal of providing a system for the earliest, most effective and efficient resolution of criminal matters.

Consultation with court users is carried out through the Criminal Business Committee. The Committee consists of a judge of the Court, the Criminal Listing Director and representatives from the Law Society of NSW, Bar Association of NSW, Legal Aid, Commonwealth and State DPP's, Aboriginal Legal Service, Public Defenders and Crown Prosecutors.

ACTIVITIES

The Committee met on four occasions during the year.

1. The Court continues to target older pending cases throughout the state.
2. The Court continues to manage and list criminal trials in country circuits by way of telephone call over.
3. The average length of trials in Sydney rose to 11.41 days (compared to 10.98 days in 2012). The statewide trial average was 8.51 days.
4. In 2012 there was a 19% increase in trial registrations on the previous year. In the year 2013 there was a 3 % drop in trial registrations.
5. The Court continues to maintain a collaborative approach in its partnership with the Court's stakeholders in its criminal jurisdiction.

Professional Development (Education) Committee Report

TERMS OF REFERENCE

The District Court, in partnership with the Judicial Commission of New South Wales, provides a continuing judicial education program for judges. The program aims to:

- Enhance professional expertise
- Facilitate the development of judicial knowledge and skills, and
- Promote the pursuit of juristic excellence.

With a focus on interactive learning, the program is based on enhancing skills, attitudes and knowledge in a judicially relevant environment.

Sessions range from orientation programs for new judges and an annual conference to specialist seminars on practical matters, social awareness issues and legislative changes. The focus in education for District Court judges is on sentencing, important legal developments, improving knowledge in difficult areas of legal practice and procedure, and the development of judicial skills.

The Professional Standards (Education) Committee composed of judges and the Judicial Commission's Education Director, develops each education program based on the identified needs of judges. Judges are involved in the development and delivery of the education program to ensure its relevance to the judicial role. A member of the Committee is also a member of the Judicial Commission's Standing Advisory Committee on Judicial Education.

During 2013, judges:

- Continued to receive focused and tailored training to meet their educational needs, and
- Attended 162 days of face-to-face judicial education organised by the Judicial Commission, an average of 2.4 days of judicial education per judge.

ACTIVITIES

Annual Conference

The Annual Conference held in Newcastle on 2-3 April 2013 was attended by 50 judges, 5 acting judges and the Judicial Registrar. The conference focused on providing challenging and interesting educational sessions, while also providing a valuable opportunity for discussion and debate. The program consisted primarily of sessions relevant to the day-to-day work of a judge. Topics for the conference were determined by the Education Committee based on previous evaluation reports, suggestions by colleagues and suggestions from the Judicial Commission. The sessions dealt with a variety of topics including substantive law and practice, sentencing issues and civil law. Topics included:

- “Judge Yourself: Professionals Keeping Healthy”, Professor Simon Willcock, Head, Discipline of General Practice, Sydney Medical Program, University of Sydney and Dr Vicky Phillips, Principal Exercise Physiologist, ExPhys
- “Court of Criminal Appeal Review”, The Honourable Justice Robert A Hulme, Supreme Court of NSW
- “Child Care Appeals”, His Honour Judge Peter Johnstone
- “Civil Liability Update”, His Honour Judge Phillip Mahony SC
- “Rural Crime and its Consequences”, His Honour Judge Gordon Lerve
- “Court of Appeal Review”, The Honourable Justice Cliff Hoeben AM RFD, Chief Judge at Common Law, Supreme Court of NSW
- “Developments in Online Resources”, Mr Murali Sagi PSM, Director, Information Management and Corporate Services and Ms Joy Blunt, Senior Systems Officer – Training, Judicial Commission of NSW
- “Oral Language Competence in Young Offenders”, Associate Professor Pamela Snow, School of Psychology and Psychiatry, Monash University

- “Judicial Bullying”, The Honourable Keith Mason AC QC, Chairman, Tristan Jepson Memorial Foundation and Dr Robert Fisher, Head of Department of Psychiatry and Psychological Services, St Vincent’s Private Clinic and Hospital, and
- “Current Issues in Sentencing”, His Honour Judge Martin Blackmore SC.

Occasional Seminars

The Education Committee has continued to work with the Judicial Commission to organise a series of twilight education sessions for District Court judges. These seminars provide useful, informative and timely information on a range of topical matters relevant to the work of the District Court. They aim to enhance judicial performance and assist in the further development of judicial skills and knowledge. Seminars were held on the following topics:

- “Personal Property Securities Act”, Professor John Stumbles, Professor Finance Law, University of Sydney, 15 May 2013
- “Judge Alone Trials”, His Honour Judge Greg Woods QC, Twilight Seminar, 12 June 2013
- “DNA Testing in NSW”, Mr Bob Goetz, Acting Deputy Director and Ms Sharon Neville, Laboratory Manager, DNA Laboratory, NSW Forensic & Analytical Science Service, Twilight Seminar, 9 October 2013, and
- “Complaints Against Judicial Officers”, Mr Ernie Schmatt PSM, Chief Executive, Judicial Commission of NSW, Twilight Seminar, 26 November 2013.

Judges also attended a number of cross-jurisdictional events, including:

- “Field Trip to the NSW Police Service Telecommunications Interception Branch, State Electronic Evidence Branch and State Technical Investigation Branch”, Commander Jeffrey Conly, State Electronic Evidence Branch, Acting Commander Arthur Kopsias APM, Telecommunications Interception Branch, Acting Commander Gregory Taylor, State Technical Investigation Branch and Inspector Stuart Davis, Telecommunications Interception Branch, 27 February 2013
- “Judgment Writing Workshop: Cross-jurisdictional Refresher”, Professor James Raymond, 27 August 2013, and
- “Evidence Amendment (Evidence of Silence) Act & Criminal Procedure Amendment (Mandatory Pre-trial Defence Disclosure) Act” The Honourable Megan Latham, Supreme Court of NSW, Cross-jurisdictional Seminar, 10 September 2013.

Judicial Orientation

Three new judges of the Court attended the National Judicial Orientation Program at Manly in March 2013. This five-day orientation program assists newly appointed judicial officers with their transition to judicial office by facilitating the development and refinement of the skills and knowledge necessary for effective judging. It is conducted by the National Judicial College of Australia with the assistance of the Judicial Commission of New South Wales and the Australian Institute of Judicial Administration.

Ngara Yura Program

The judges continued to participate in the Judicial Commission’s Ngara Yura Program which aims to increase awareness among judicial officers about contemporary Aboriginal society, customs and traditions, and their effect on Aboriginal people in the justice system. Judges participated in the following Ngara Yura Program events:

- “Understanding Kinship”, Ms Lynette Riley, Senior Lecturer, University of Sydney, Twilight Seminar, 10 April 2013
- “Constitutional Recognition of Indigenous Australians”, Professor Megan Davis, Professor of Law, Faculty of Law, University of NSW and Dr Sarah Pritchard SC, Barrister and Adjunct Professor at the University of NSW, Twilight Seminar, 2 October 2013, and
- “Ngara Yura Program: Community Visit to Campbelltown”, 16 November 2013.

CIVIL JURISDICTION

New South Wales

- Caseload

Sydney

- Caseload
- Residual Jurisdiction
- Alternative Dispute Resolution

Sydney West

Country

NEW SOUTH WALES

Full statistical data on the Court's civil operations is set out in Annexures A (1) and (2).

In 2013:

- Registrations rose by less than 2%
- Finalisations fell by 3%
- Pending cases rose by 3%
- Median finalisation time fell from 12.2 months to 10.0 months

Caseload

EXPLANATORY BACKGROUND

Comparing registrations and finalisations is not an exact science. For example, a matter in the course of its life may, for various reasons, be registered more than once. Multiple parties and cross actions can further affect the equation. Cases determined at arbitration can be re-heard. A matter previously dismissed can be restored or a retrial may be ordered. Registries also conduct stock-takes of cases on hand during the course of the year, with pending statistics being adjusted as necessary.

It is therefore important to view comparisons of registrations and finalisations against pending caseload with some caution, as it is often difficult to reconcile the figures. However, they are helpful in providing general trends concerning the incoming and outgoing work of the Court.

REGISTRATIONS

There were **4,968** matters registered in 2013, compared to **4,849** in 2012.

FINALISATIONS

There were **4,792** matters finalised in 2013, compared to **4,956** in 2012.

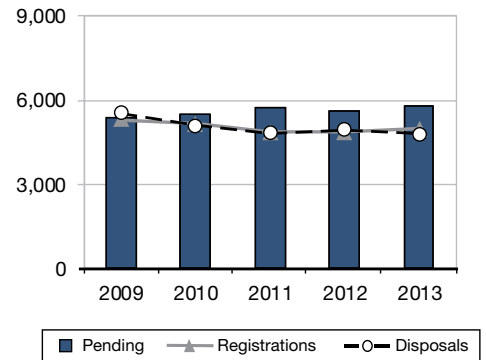
PENDING

At the end of 2013 the pending caseload was **5,804**, compared to **5,629** in 2012.

COMPARISON WITH PREVIOUS YEARS

Figure 1 below tracks the Court's caseload for the past 5 years.

Figure 1. NSW Civil Caseload



FINALISATION TIMES

In 2013, **51%** of all actions finalised were completed within 12 months, with **87%** being completed within 24 months. This compares to **50%** and **88%**, respectively, in 2012.

Of the pending caseload at the end of 2013, **21%** exceeded 12 months and not more than 24 months and **6%** more than 24 months.

SYDNEY

In 2013:

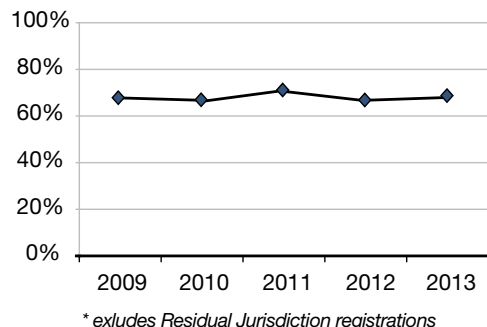
- Registrations rose by 7%
- Finalisations fell by 6%
- Pending cases rose by 6%
- Median finalisation time fell from 12.1 months to 9.0 months

Caseload

In 2013, Sydney civil case managed matters represented **69%** of the State's registrations and **70%** of the matters on hand.

Figure 2 below shows the ratio of new civil actions commencing in Sydney, as compared to the whole State for the past 5 years.

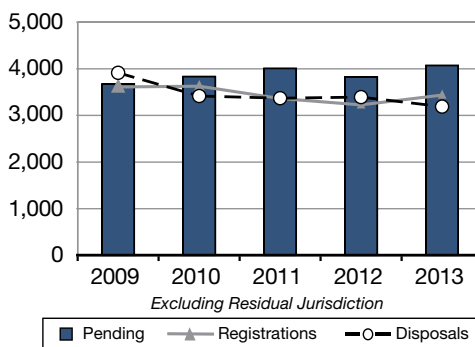
Figure 2. Sydney's % of NSW Registrations



REGISTRATIONS, FINALISATIONS AND PENDING

Excluding the Residual Jurisdiction, there were **3,437** new actions registered and **3,188** finalised in Sydney in 2013. At the end of the year there were **4,071** actions pending. Figure 3 tracks Sydney's caseload for the last five years.

Figure 3. Sydney Caseload



FINALISATION TIMES

The Court's ideal time standard for civil cases is to achieve a **90%** finalisation rate within 12 months of commencement, and **100%** within 2 years.

In 2013, **50%** of all actions finalised were completed within 12 months, with **87%** being completed within 24 months. This compares to **52%** and **88%**, respectively in 2012.

Of the pending caseload at the end of 2013, **19%** exceeded 12 months and not more than 24 months and **5%** exceeded 24 months.

HOW CASES ARE FINALISED

Table 1 below shows the break-up of how case managed list matters were finalised in 2013. The categories of "Dismissed" and "Discontinued" include matters that settled without judgment being entered and/or terms of settlement being filed.

Table 1. Finalisation Outcomes

Judgment following Trial	218
Default Judgment	15
Settlement Filed	2,175
Dismissed	372
Discontinued	317
Arbitration	0
Transferred	91
Total	3,188

Table 2 below compares two of the seven categories of finalised outcomes as against the total number of finalised outcomes. These two categories are selected because **i. “Finalised following trial”** represents the number of hearings to judgment before judges, and **ii. “Finalised by settlement filed”** includes matters that settled as a result of ADR.

Table 2. Judgments/Settlements

Year	Total Disposals	Disposed of by Judgment Following Trial	Disposed of by Settlement Filed
2009	3,914 (100%)	478 (12%)	1,523 (39%)
2010	3,416 (100%)	332 (10%)	1,695 (50%)
2011	3,369 (100%)	276 (8%)	1,802 (53%)
2012	3,393 (100%)	301 (9%)	2,010 (59%)
2013	3,188 (100%)	218 (7%)	2,175 (68%)

Residual Jurisdiction

The *Compensation Court Repeal Act 2002* abolished the Compensation Court, and transferred the Compensation Court’s jurisdiction to the Workers Compensation Commission or the District Court. The Act commenced on 1 January 2004.

The disputes that were transferred to the District Court are commonly referred as its **“Residual Jurisdiction”** and involve the following:

- *The Police Act 1990* concerning police officers “hurt on duty” and the *Police Regulation (Superannuation) Act 1906* concerning the payment of superannuation benefits to police officers
- *Payment under the Police Regulations (Superannuation) Act 1906*, paid to STC (the SAS Trustee Corporation continued under the *Superannuation Administration Act 1996*) and special risk benefits payable by the Commissioner of Police
- *The Workers’ Compensation Act 1987* concerning workers in or about a coal mine
- *The Workers Compensation (Dust Diseases) Act 1942*
- The Sporting Injuries Insurance Scheme, and
- *The Workers’ Compensation (Bush Fire, Emergency & Rescue Services) Act 1987*.

During 2013, **319** actions were commenced and **337** were finalised. There were a total of **173** matters on hand in the residual jurisdiction at the end of 2013.

SYDNEY WEST

Alternative Dispute Resolution

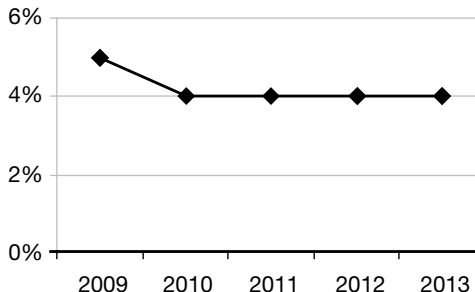
MEDIATION

Pursuant to Civil Practice Note 1, cases before the Sydney District Court are referred to mediation where appropriate. The referral may be either to private mediation or to court provided mediation. The Assistant Registrars in Sydney undertake the court provided mediation. In 2013 the Sydney District Court referred **648** matters to mediation (**565** were referred to private mediation and **83** to court provided mediation). Settlement conferences were ordered in **1,808** matters.

Approximately **49%** of matters referred to mediation by Assistant Registrars were settled. There are no available statistics in relation to settlement of matters referred to private mediators.

Sydney West had **4%** of the total number of new actions started in the State in 2013 (excluding the Court's residual jurisdiction). Figure 4 below tracks the variation in the proportional rate of registrations in Sydney West.

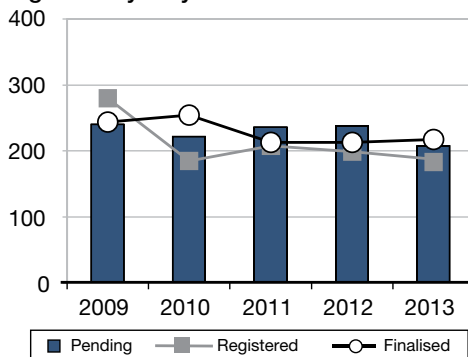
Figure 4. % of NSW Registrations



In Sydney West there were **187** matters registered and **217** finalisations throughout the year. At the end of 2013 the total pending caseload was **207**, as compared to **237** the previous year.

Figure 5 shows comparative registrations, finalisations and pending caseloads for the past 5 years.

Figure 5. Sydney West Caseload



Pending matters in Sydney West fell by **14%** and the median finalisation time was **10.0** months.

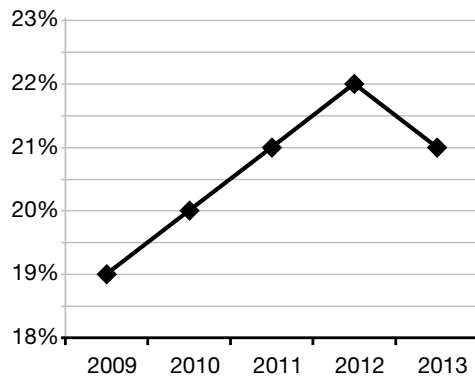
22% of pending cases exceeded 12 months and not more than 24 months and **6%** exceeded 24 months.

COUNTRY

Venues outside of Sydney and Sydney West had **21%** of the total number of new actions started in 2013 (excluding the Court's Residual Jurisdiction).

Figure 6 tracks the proportional rate of registrations for Country venues.

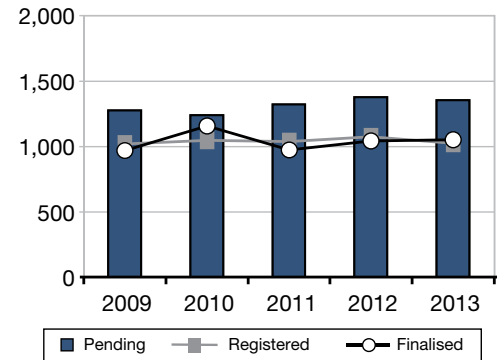
Figure 6. % of NSW Registrations



Outside of Sydney and Sydney West, there were **1,025** matters registered and **1,050** finalisations throughout the year. At the end of the year the total pending caseload was **1,353** as compared to **1,377** the previous year.

Figure 7 shows comparative registrations, finalisations and pending caseloads for the past 5 years.

Figure 7. Country Civil Caseload



Pending matters in the country fell by **2%** and the median finalisation time was **12.0** months.

29% of pending cases exceeded 12 months and not more than 24 months and **9%** exceeded 24 months.

CRIMINAL JURISDICTION

Full statistical data on the Court's criminal operations is set out in Annexures B and C

Trials

- Caseload

Short Matters

TRIALS

In 2013:

- Registrations fell by 3%
- Finalisations rose by 8 %
- Pending trials rose by 11%
- Median finalisation time rose to 44 weeks
- Average length of trials fell from 8.71 days to 8.51 days from 12.1 months to 9.0 months

Caseload

There were **1,814** criminal trials registered during 2013 in New South Wales, as compared to **1,876** in 2012 and **1,576** in 2011.

There were **1,662** trials finalised in 2013, as compared to **1,532** in 2012 and **1,534** in 2011.

There were **1,515** trials on hand at the end of 2013, as compared to **1,363** trials at the end of 2012.

Figure 8 tracks the statewide trends in the criminal trial caseload for the past 5 years.

Figure 8. Criminal Trial Caseload

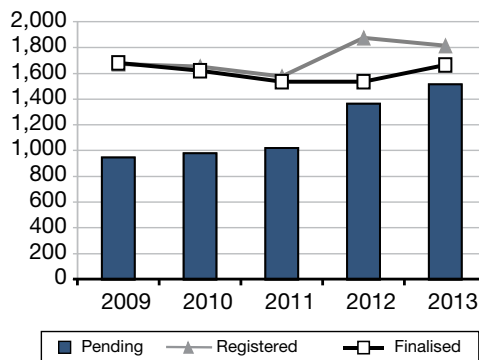
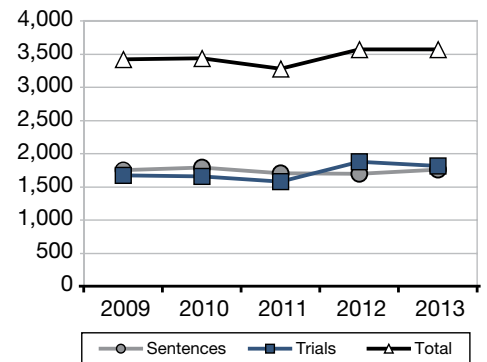


Figure 9 shows variation in trial and sentence registrations for the last 5 years.

Figure 9. Trial and Sentence Registrations



Sentence hearings are far less demanding on victims. They also absorb far less resources than trials. It is therefore important to ensure that in appropriate cases guilty pleas are entered at the earliest possible time, preferably at the committal stage.

TIME STANDARDS

The Court's ideal time standards for the commencement of criminal trials are:

- **90%** of cases within 4 months of committal, or such other event which causes the proceedings; and
- **100%** of cases within 1 year.

In 2013, **19%** of trial finalisations where the accused was in custody were finalised within 4 months, and **15%** exceeded 12 months. Where the accused was on bail, **13%** of finalisations occurred within 4 months, with **24%** exceeding 12 months.

Figure 10 sets out comparative compliance rates with time standards for all trials finalised.

Figure 10. All Registered Trials Finalised – Time Standards Compliance Rate

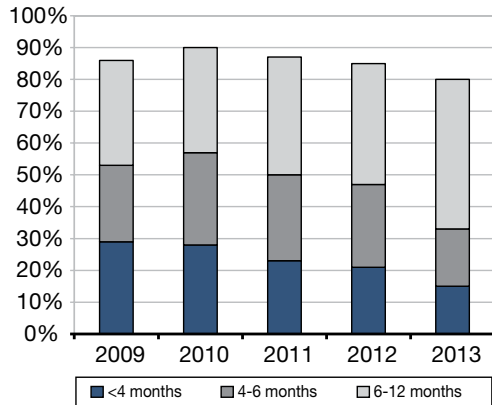


Figure 11 shows the age of all trials which were pending at the end of the year indicated.

Figure 11. All Registered Trials – Pending Matters

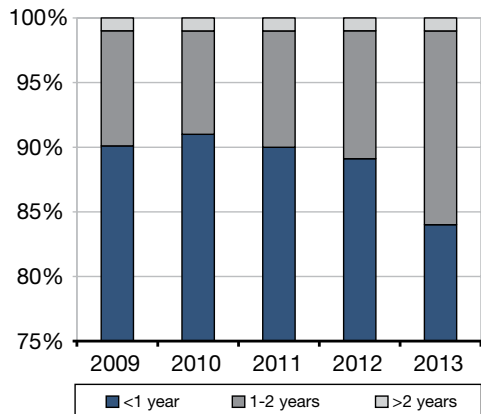
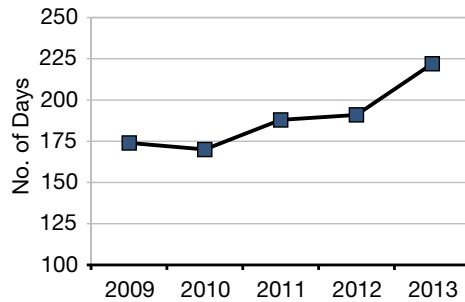


Figure 12 tracks the median finalisation times, from committal to commencement of the trial, for matters finalised during the year indicated.

Figure 12. Median Finalisation Times – Criminal Trials

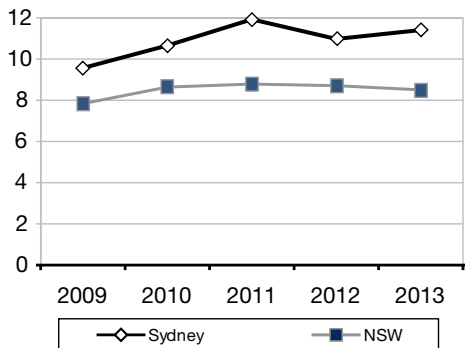


TRIAL DURATIONS

The statewide average length of criminal trials finalised in 2013 was **8.51** days, as compared to **8.71** days in 2012. In Sydney the average duration was **11.41** days in 2013, compared to **11.98** days in 2012.

Figure 13 illustrates the fluctuating rise in the average trial duration time.

Figure 13. Average Trial Length



TRIAL LISTING OUTCOMES

About **2,281** trials were listed for hearing in 2013.

Figure 14 shows the break-up of those matters not dealt with.

Figure 14. Trial Listings Not Dealt With

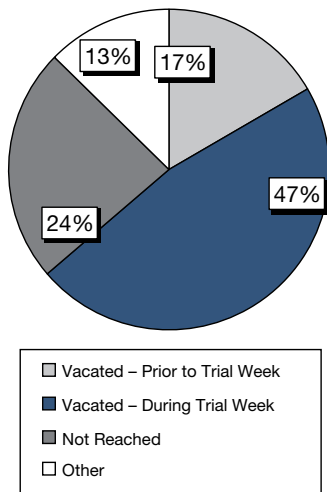


Figure 16 shows the outcome of those that commenced.

Figure 16. Trials Commenced

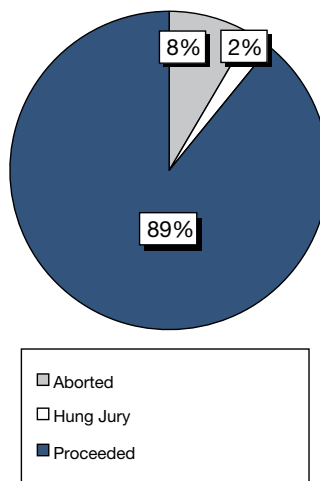


Figure 15 shows the break-up of those matters that were dealt with after being listed.

Figure 15. Trial Listings Dealt With

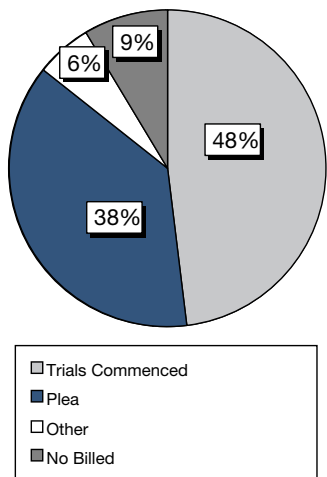


Table 3. Trial Listing Outcomes

The following table sets out trial listing outcomes for 2013.

	Sydney	Sydney West	Country	Total
NOT DEALT WITH	28%	32%	26%	29%
Vacated	21%	19%	13%	18%
Prior to Trial Week	5%	7%	2%	5%
During Trial Week	16%	12%	11%	14%
Other Not Dealt With (Trial Week)	7%	14%	13%	10%
Not Reached	0%	12%	12%	6%
Other	7%	1%	1%	1%
DEALT WITH	72%	68%	74%	71%
Dealt With Prior to Trial Week	3%	8%	2%	4%
No Billed	1%	2%	0%	1%
Bench Warrant	0%	0%	0%	0%
Plea	2%	3%	2%	2%
Other (e.g. deceased)	0%	0%	0%	0%
Transferred	0%	3%	0%	1%
Dealt With In Trial Week	30%	30%	40%	33%
No Billed	4%	6%	5%	5%
Bench Warrant	0%	0%	1%	1%
Plea	23%	21%	32%	25%
Other (e.g. deceased)	3%	0%	1%	2%
Transferred	0%	3%	1%	1%
Trials Commenced	39%	30%	32%	34%
Aborted	2%	4%	3%	3%
Hung Jury	1%	1%	1%	1%
Proceeded	36%	25%	28%	31%

Of trials dealt with in 2013 (i.e. 71% of total listings):

- **38% pleaded Guilty**
- **43% proceeded to verdict**
- **9% were “no billed”**
- **3% were transferred**
- **4% were aborted**
- **1% ended with a “hung Jury”**
- **2% were otherwise disposed**
- **1% had bench warrants issued**

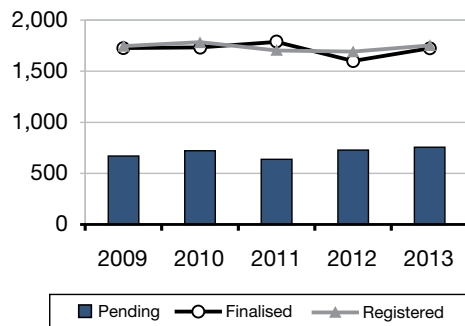
SHORT MATTERS

SENTENCES

There were **1,752** committals for sentence received in 2013 and **1,725** matters were finalised. At the end of the year there were **755** sentence matters pending, compared to **728** at the end of 2012.

Figure 17 tracks the sentence caseload for the last 5 years.

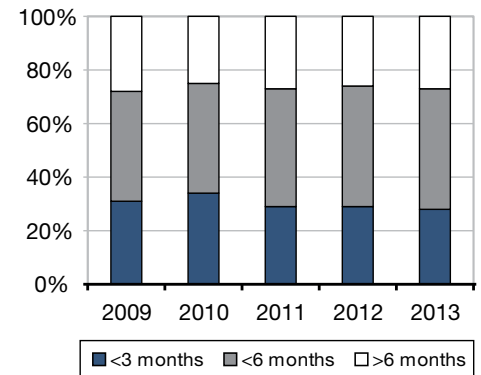
Figure 17. Sentence Caseload



The ideal time standard from committal for sentence to hearing is 3 months in **90%** of cases, with **100%** being completed within 6 months.

Figure 18 illustrates compliance rates with time standards.

Figure 18. Compliance with Time Standards

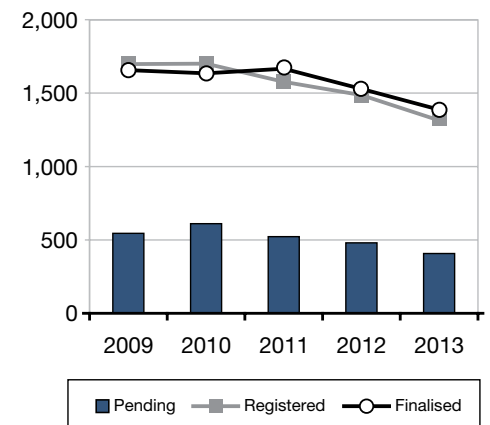


CONVICTION APPEALS

There were **1,314** conviction appeals lodged in 2013 and **1,387** finalisations. At the end of the year there were **407** conviction appeals pending, compared to **480** at the end of 2012.

Figure 19 tracks the conviction appeal caseload for the last 5 years.

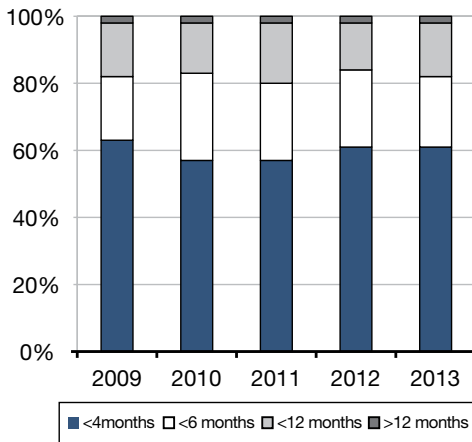
Figure 19. Conviction Appeals Caseload



The ideal time standard from lodgement to finalisation is 4 months in **90%** of cases, with **100%** being completed within 12 months.

Figure 20 illustrates compliance rates with time standards.

Figure 20. Compliance with Time Standards

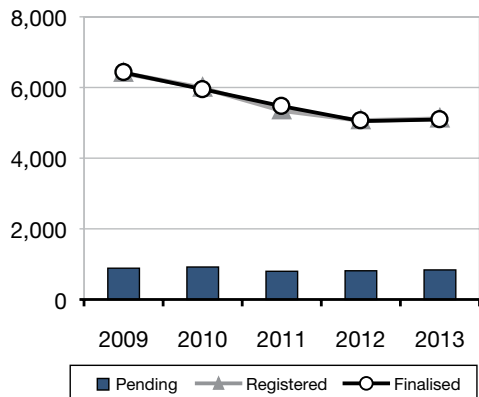


SENTENCE APPEALS

There were **5,116** sentence appeals lodged in 2013 and **5,094** finalised. At the end of the year there were **837** sentence appeals pending, compared to **815** at the end of 2012.

Figure 21 tracks the sentence appeals caseload for the last 5 years.

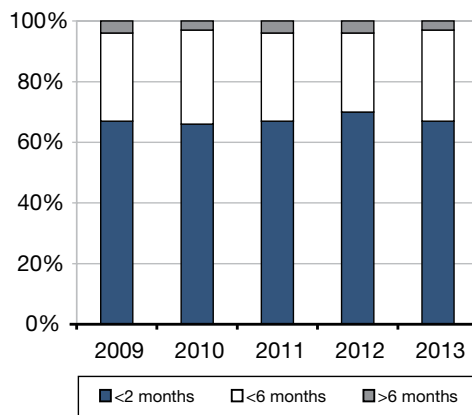
Figure 21. Sentence Appeals Caseload



The ideal time standard from lodgement to finalisation for sentence appeals is 2 months in **90%** of cases, with **100%** being completed within 6 months.

Figure 22 illustrates compliance rates with time standards.

Figure 22. Compliance with Time Standards



JUDICIAL RESOURCES

- Allocated Sittings
- Actual Sittings



Allocated Sittings

Table 4 sets out the number of judicial sitting weeks allocated in 2013 as published in the Court's Calendar of Sittings.

Table 4. Sitting Allocations

Location	Jurisdiction	No. of Weeks	Judge EFT	%
Sydney	Criminal	850	20.9	34%
	Civil	695	17.1	28%
Sydney West	Criminal	396	9.8	16%
	Civil	18	0.4	1%
Major Country	Criminal	291	7.2	12%
	Civil	52	1.3	2%
Other Venues	Criminal	160	3.9	6%
	Civil	35	0.9	1%
Total	Criminal	1,697	41.8	68%
	Civil	800	19.7	32%
All		2,497	61.5	100%

Judge EFT is calculated at 40.6 sitting weeks p.a. – i.e. 52 weeks less judicial vacations, public holidays and Annual Judges' Conference.

Actual Sittings

Table 5 sets out the number of days actually sat by the court in 2013 converted into weeks (by dividing the number of days by 5).

Table 5. Actual Sittings

Location	Jurisdiction	No. of Weeks	Judge EFT	%
Sydney	Criminal	879	21.7	36%
	Civil	602	14.8	25%
Sydney West	Criminal	410	10.1	17%
	Civil	14	0.3	1%
Major Country	Criminal	288	7.1	12%
	Civil	30	0.7	1%
Other Venues	Criminal	160	3.9	7%
	Civil	32	0.8	1%
Total	Criminal	1,737	42.8	72%
	Civil	678	16.7	28%
All		2,415	59.5	100%

Judge EFT is calculated at 40.6 sitting weeks p.a. - i.e. 52 weeks less judicial vacations, public holidays and Annual Judges' Conference.

COMPARISON WITH 2012

Overall, there was an increase of **37** weeks for sittings in 2013 compared to 2012. This included **29** extra weeks of criminal sittings and **8** extra weeks of civil sittings.

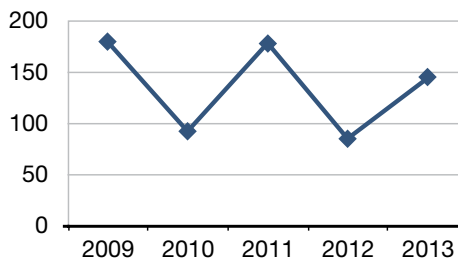
The increase in sittings was due to an increase in pending workload.

ACTING JUDGES

Acting Judges provided an extra **722** days of actual sitting. Based on the maximum of **40.6** sitting weeks per year for a permanent judge, this equated to **3.6** additional judges.

Figure 23 below shows the fluctuations in the number of Acting Judge weeks attained since 2009.

Figure 23. Acting Judge Weeks



SITTING DETAILS

The final table sets out the allocated, available and actual sittings at all venues, as well as the average daily recorded sitting hours.

Table 6. Acting Judges Sitting Days 2013


	Jan-13	Feb-13	Mar-13	Apr-13	May-13	Jun-13	Jul-13	Aug-13	Sep-13	Oct-13	Nov-13	Dec-13	TOTAL
Andrew	1	2	5										8
Ashford							1	1	8			5	15
Black									5				5
Christie													0
Forno													0
Freeman	1			9	13	14	10	5	17	1	15	2	87
Garling		15	14	14	17	17	24	19	6	10	16	9	161
Graham	1	2		3			8	20	25	1	3		63
Hosking			14		1		5	1	11		7	5	44
Lamprati													0
Madgwick	1		2	19	11	8	9	8	3	18	8	10	97
Marks		3	1		2								6
Morgan													0
Nicholson		4											4
Nield													0
O'Connor					5	12	14	6	5	1			43
O'Meally					5	9							14
Phegan	1	2	3	18	1			6	17			1	49
Puckeridge				14		10	18	8	8	5	1	1	65
Sidis									4				4
Solomon								4	24	11		1	40
Taylor													0
Walmsley												1	1
Williams									4	6	6		16
Total days	5	28	39	77	55	70	89	78	137	53	56	35	722
Average days per Acting Judge 2013													30

Table 7. District Court Sitings 2013

	ALLOCATED (weeks)		AVAILABLE (days)		ACTUALLY SAT (days)		* AVERAGE RECORDED HOURS	
	CRIME	CIVIL	CRIME	CIVIL	CRIME	CIVIL	CRIME	CIVIL
Sydney	882	720	4,248	3,477	4,394	3,009	4.04	3.23
Campbelltown	43	0	207	0	220	0	4.50	0.00
Parramatta	326	18	1,568	88	1,624	69	4.38	3.62
Penrith	43	0	207	0	204	0	4.40	0.00
Sydney West Total	412	18	1,982	88	2,048	69	4.40	3.62
Gosford	50	4	241	19	246	11	4.59	3.82
Newcastle	62	23	299	112	305	114	4.44	3.33
Wollongong	54	9	259	45	248	34	3.92	3.56
O/S total	166	36	799	176	799	159	4.32	3.42
Albury	12	5	59	24	60	17	4.15	3.65
Armidale	12	2	58	10	55	5	5.11	3.00
Bathurst	16	1	80	5	65	0	4.46	0.00
Bega	8	1	39	5	38	2	4.00	2.50
Bourke	4	0	19	0	12	0	4.33	0.00
Broken Hill	4	1	20	5	25	0	5.60	0.00
Coffs Harbour	19	4	92	20	95	20	3.99	5.50
Coonamble	4	0	20	0	15	0	3.47	0.00
Dubbo	43	4	197	19	204	5	4.09	0.00
East Maitland	16	1	78	5	67	2	4.04	3.50
Goulburn	8	0	40	0	39	0	4.10	0.00
Grafton	6	0	30	0	31	0	4.61	0.00
Griffith	12	2	60	10	58	5	5.28	0.00
Lismore	35	8	170	40	166	36	5.22	3.89
Moree	4	0	19	0	19	0	6.05	0.00
Nowra	9	1	45	5	47	5	5.32	5.00
Orange	9	4	44	20	46	7	4.37	5.43
Parkes	4	0	20	0	20	0	3.25	0.00
Port Macquarie	19	2	93	9	96	8	4.71	3.88
Queanbeyan	8	2	39	10	45	0	4.82	0.00
Tamworth	13	2	65	10	70	5	5.04	3.40
Taree	14	5	69	24	72	12	4.15	4.33
Wagga Wagga	20	8	97	40	97	21	4.04	4.05
Country Total	299	53	1,453	261	1,442	150	4.52	4.19
State Total	1,759	827	8,482	4,002	8,683	3,387	4.23	3.29

* "Average Recorded Hours" are based on the number of sitting hours during which proceedings were recorded, as provided by the Reporting Services Branch, NSW Department of Justice & Attorney General. This is often less than the actual hours the Court sat.

ANNEXURES

- Annexure A – Civil Caseload
 - Annexure B – Criminal Caseload
 - Annexure C – Compliance with Criminal Time Standards
 - Annexure D – Court Committees
- 

Annexure A1

Civil Caseload

	Registered			Disposed			Pending		
	2011	2012	2013	2011	2012	2013	2011	2012	2013
Sydney CML	3,362	3,225	3,437	3,369	3,393	3,188	4,007	3,824	4,071
Residual Jurisdiction	239	354	319	270	310	337	147	191	173
Parramatta	170	162	141	181	167	175	195	189	154
Penrith	37	32	43	31	41	38	40	45	51
Liverpool	-	-	-	-	-	-	-	-	-
Campbelltown	0	4	3	0	4	4	0	3	2
Sydney West	207	198	187	212	212	217	235	237	207
Newcastle	276	250	264	281	275	250	327	299	312
Gosford	59	63	83	24	64	58	85	88	114
Wollongong	116	124	118	86	106	122	144	167	164
Major Country	451	437	465	391	445	430	556	554	590
Albury	29	51	30	20	29	54	46	68	44
Armidale	9	14	6	15	17	15	19	17	8
Bathurst	15	16	9	23	14	16	22	25	18
Bega	4	7	7	3	9	10	9	10	7
Broken Hill	0	5	8	5	1	5	2	6	9
Coffs Harbour	44	40	51	40	39	47	55	55	60
Dubbo	26	27	27	24	22	35	36	39	31
Griffith	13	30	18	13	18	13	20	36	41
Lismore Region	119	141	132	164	118	135	149	166	163
Lithgow	7	15	4	12	10	12	14	26	18
Maitland	19	26	11	21	37	18	32	25	18
Nowra	53	22	23	38	49	28	57	31	26
Orange	18	35	26	26	25	29	33	43	40
Port Macquarie	55	43	62	46	39	69	60	61	53
Queanbeyan	11	21	30	12	13	21	11	20	29
Tamworth	19	30	24	23	12	22	17	35	37
Taree	30	34	39	16	32	33	43	52	58
Wagga Wagga	114	78	53	79	112	58	142	108	103
Other Venues	585	635	560	580	596	620	767	823	763
NSW Total	4,844	4,849	4,968	4,822	4,956	4,792	5,712	5,629	5,804

Annexure A2

Civil Disposal Times

	Median Delay (mths)			% 'age of Cases Disposed within						% 'age of Pending > 12 mths < 24 mths			% 'age of Pending > 24 mths		
				12 mths			24 mths								
	2011	2012	2013	2011	2012	2013	2011	2012	2013	2011	2012	2013	2011	2012	2013
Sydney CML	11.7	12.1	9.0	52%	52%	50%	86%	88%	87%	22%	17%	19%	5%	5%	5%
Parramatta	11.7	11.0	11.0	53%	56%	50%	89%	89%	88%	24%	18%	22%	5%	6%	7%
Penrith	7.8	13.3	9.0	58%	39%	71%	81%	93%	97%	7%	15%	18%	4%	3%	5%
Liverpool	-	-	-	-	-	-	-	-	-	-	-	-	-	-	-
Campbelltown	0.0	2.4	3.0	0%	50%	50%	0%	100%	10%	0%	0%	0%	0%	0%	0%
Sydney West	11.2	11.3	10.0	54%	52%	53%	88%	90%	90%	22%	18%	22%	5%	6%	6%
Newcastle	10.7	13.5	10.0	57%	40%	52%	91%	90%	90%	26%	19%	20%	3%	4%	7%
Gosford	13.2	12.9	10.5	40%	41%	50%	90%	88%	86%	30%	22%	25%	5%	8%	12%
Wollongong	10.6	10.7	8.0	58%	54%	64%	93%	88%	92%	21%	21%	35%	4%	6%	13%
Major Country	10.9	12.9	10.0	56%	43%	55%	92%	89%	90%	26%	20%	25%	3%	5%	10%
Albury	12.0	11.5	11.0	50%	55%	59%	89%	86%	87%	28%	17%	36%	5%	8%	6%
Armidale	10.8	18.6	12.5	56%	24%	33%	78%	65%	80%	41%	20%	0%	12%	13%	0%
Bathurst	17.7	14.3	16.0	14%	26%	38%	71%	86%	75%	32%	26%	47%	0%	13%	7%
Bega	6.0	16.7	14.5	50%	22%	40%	50%	78%	80%	63%	11%	17%	0%	22%	17%
Broken Hill	16.1	36.3	12.0	0%	0%	40%	100%	0%	100%	0%	0%	38%	100%	0%	0%
Coffs Harbour	11.6	11.8	12.0	54%	54%	47%	92%	97%	85%	20%	28%	18%	2%	8%	9%
Dubbo	11.3	13.9	12.0	53%	50%	43%	82%	86%	83%	26%	18%	23%	12%	11%	17%
Griffith	19.6	10.5	13.0	14%	44%	23%	71%	61%	85%	11%	9%	54%	22%	9%	5%
Lismore Region	13.0	12.6	12.0	50%	48%	47%	90%	89%	90%	27%	15%	29%	8%	7%	5%
Lithgow	10.4	31.7	21.0	55%	30%	17%	73%	40%	50%	17%	14%	43%	42%	27%	29%
Maitland	14.2	12.7	12.0	27%	43%	50%	87%	70%	89%	34%	13%	44%	16%	4%	6%
Nowra	13.5	10.1	12.0	41%	57%	40%	84%	96%	89%	18%	32%	17%	2%	7%	8%
Orange	14.1	17.1	10.0	53%	36%	62%	88%	64%	93%	37%	8%	44%	17%	8%	9%
Port Macquarie	9.5	12.4	11.0	59%	46%	70%	88%	90%	91%	16%	19%	38%	9%	9%	10%
Queanbeyan	15.8	10.5	9.0	40%	62%	72%	80%	92%	95%	9%	10%	21%	0%	5%	3%
Tamworth	12.8	10.9	10.5	40%	67%	50%	85%	75%	86%	18%	15%	39%	6%	6%	6%
Taree	12.4	10.9	13.0	42%	47%	42%	75%	88%	88%	19%	20%	27%	3%	5%	6%
Wagga Wagga	13.8	13.4	15.0	39%	36%	36%	80%	83%	81%	16%	29%	37%	11%	8%	14%
Other Venues	13.2	12.7	12.0	45%	45%	48%	85%	84%	87%	23%	18%	32%	9%	8%	8%
NSW Total	11.7	12.2	10.0	52%	50%	51%	87%	88%	87%	22%	17%	21%	5%	5%	6%

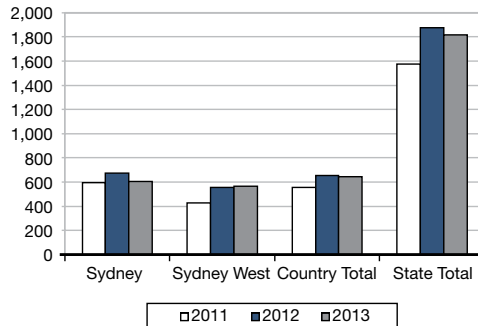
Annexure B1

Criminal Caseload

TRIALS

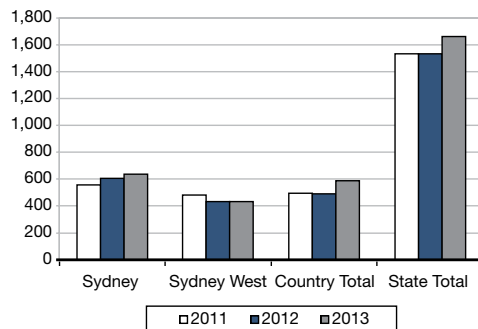
Registered

	2011	2012	2013	12/13 Variant
Sydney	594	671	605	-10%
Sydney West	427	553	563	2%
Newcastle	186	216	203	-6%
Gosford	58	77	53	-31%
Wollongong	122	141	124	-12%
Lismore	59	82	120	46%
Dubbo	83	83	81	-2%
Wagga Wagga	47	53	65	23%
Country Total	555	652	646	-1%
State Total	1,576	1,876	1,814	-3%



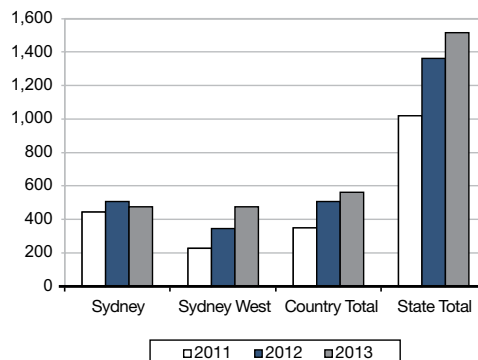
Finalised

	2011	2012	2013	12/13 Variant
Sydney	557	606	637	5%
Sydney West	480	433	435	0%
Newcastle	150	156	181	16%
Gosford	51	70	62	-11%
Wollongong	105	105	133	27%
Lismore	70	52	94	81%
Dubbo	73	61	71	16%
Wagga Wagga	48	49	49	0%
Country Total	497	493	590	20%
State Total	1,534	1,532	1,662	8%



Pending

	2011	2012	2013	12/13 Variant
Sydney	444	509	477	-6%
Sydney West	227	347	475	37%
Newcastle	111	171	193	13%
Gosford	36	43	34	-21%
Wollongong	66	102	93	-9%
Lismore	40	70	96	37%
Dubbo	51	73	83	14%
Wagga Wagga	44	48	64	33%
Country Total	348	507	563	11%
State Total	1,019	1,363	1,515	11%

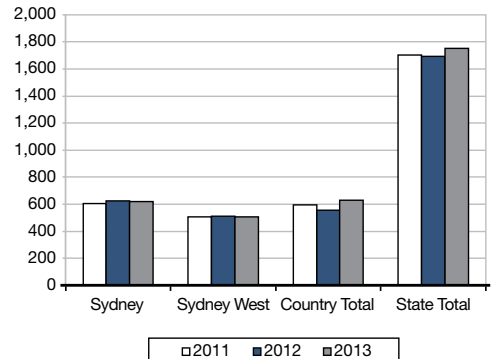


Annexure B2 Criminal Caseload

SENTENCES

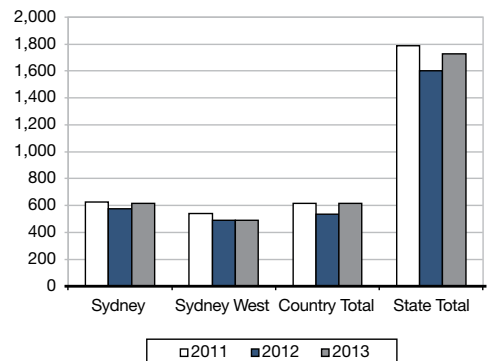
Registered

	2011	2012	2013	12/13 Variant
Sydney	604	625	619	-1%
Sydney West	505	510	505	-1%
Newcastle	205	174	194	11%
Gosford	71	68	79	16%
Wollongong	109	121	134	11%
Lismore	94	80	96	20%
Dubbo	60	61	66	8%
Wagga Wagga	54	52	59	13%
Country Total	593	556	628	13%
State Total	1,702	1,691	1,752	4%



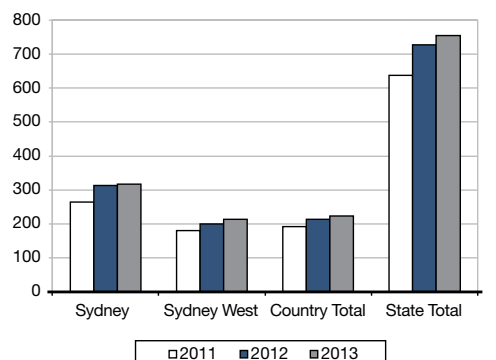
Finalised

	2011	2012	2013	12/13 Variant
Sydney	628	576	615	7%
Sydney West	542	490	492	0%
Newcastle	214	174	202	16%
Gosford	76	65	78	20%
Wollongong	131	105	121	15%
Lismore	83	81	98	21%
Dubbo	65	60	58	-3%
Wagga Wagga	48	49	61	24%
Country Total	617	534	618	16%
State Total	1,787	1,600	1,725	8%



Pending

	2011	2012	2013	12/13 Variant
Sydney	265	314	318	1%
Sydney West	180	200	213	7%
Newcastle	78	78	70	-10%
Gosford	22	25	26	4%
Wollongong	24	40	53	33%
Lismore	33	32	30	-6%
Dubbo	18	19	27	42%
Wagga Wagga	17	20	18	-10%
Country Total	192	214	224	5%
State Total	637	728	755	4%



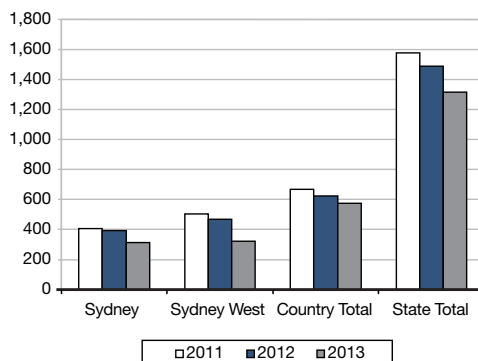
Annexure B3

Criminal Caseload

CONVICTION APPEALS

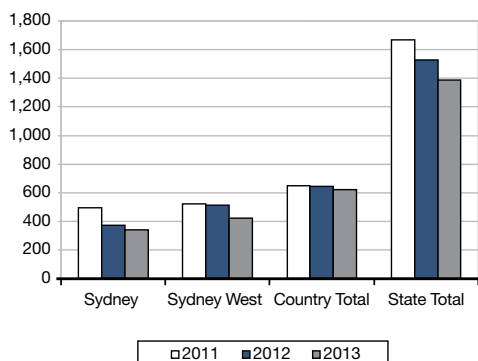
Registered

	2011	2012	2013	12/13 Variant
Sydney	406	395	312	-21%
Sydney West	502	469	324	-31%
Newcastle	156	172	196	14%
Gosford	36	52	53	2%
Wollongong	169	139	103	-26%
Lismore	132	101	91	-10%
Dubbo	128	115	95	-17%
Wagga Wagga	48	44	38	-14%
Country Total	669	623	576	-8%
State Total	1,577	1,487	1,314	-12%



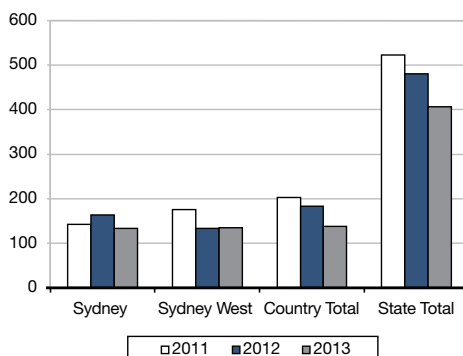
Finalised

	2011	2012	2013	12/13 Variant
Sydney	494	374	342	-9%
Sydney West	523	512	424	-17%
Newcastle	179	152	203	34%
Gosford	29	48	54	13%
Wollongong	150	169	109	-36%
Lismore	111	105	111	6%
Dubbo	126	129	100	-22%
Wagga Wagga	54	40	44	10%
Country Total	649	643	621	-3%
State Total	1,666	1,529	1,387	-9%



Pending

	2011	2012	2013	12/13 Variant
Sydney	143	164	134	-18%
Sydney West	176	133	135	2%
Newcastle	29	49	42	-14%
Gosford	12	16	15	-6%
Wollongong	62	32	26	-19%
Lismore	49	45	25	-44%
Dubbo	41	27	22	-19%
Wagga Wagga	10	14	8	-43%
Country Total	203	183	138	-25%
State Total	522	480	407	-15%

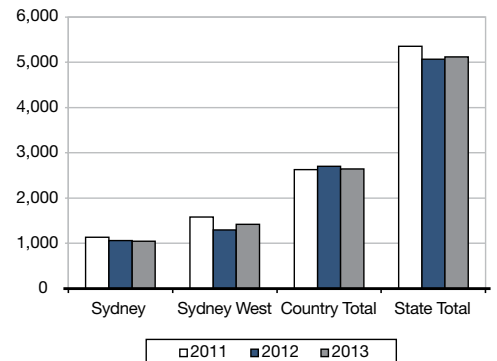


Annexure B4 Criminal Caseload

SENTENCE APPEALS

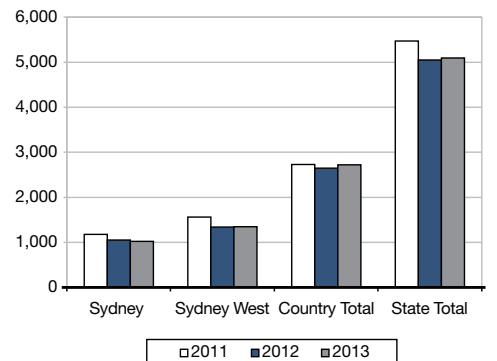
Registered

	2011	2012	2013	12/13 Variant
Sydney	1,136	1,065	1,049	-2%
Sydney West	1,581	1,296	1,422	10%
Newcastle	791	791	807	2%
Gosford	187	201	248	23%
Wollongong	559	622	617	-1%
Lismore	338	385	383	-1%
Dubbo	517	480	394	-18%
Wagga Wagga	240	225	196	-13%
Country Total	2,632	2,704	2,645	-2%
State Total	5,349	5,065	5,116	1%



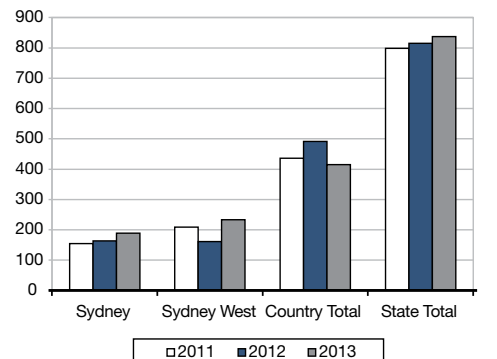
Finalised

	2011	2012	2013	12/13 Variant
Sydney	1,181	1,056	1,023	-3%
Sydney West	1,560	1,344	1,350	0%
Newcastle	836	740	829	12%
Gosford	193	202	232	15%
Wollongong	529	642	638	-1%
Lismore	328	397	393	-1%
Dubbo	580	450	419	-7%
Wagga Wagga	265	218	210	-4%
Country Total	2,731	2,649	2,721	3%
State Total	5,472	5,049	5,094	1%



Pending

	2011	2012	2013	12/13 Variant
Sydney	154	163	189	16%
Sydney West	209	161	233	45%
Newcastle	122	173	151	-13%
Gosford	29	28	44	57%
Wollongong	97	77	56	-27%
Lismore	85	73	63	-14%
Dubbo	62	92	67	-27%
Wagga Wagga	41	48	34	-29%
Country Total	436	491	415	-15%
State Total	799	815	837	3%



Annexure C1

Compliance with Criminal Time Standards

TRIALS – REGISTERED

Accused Custody

	Percentage of Cases Disposed within											
	4 Months			6 Months			12 Months			>12 Months		
	2011	2012	2013	2011	2012	2013	2011	2012	2013	2011	2012	2013
Sydney	22%	19%	11%	49%	43%	36%	84%	81%	84%	16%	19%	16%
Sydney West	31%	32%	21%	62%	56%	40%	91%	94%	83%	9%	6%	17%
Newcastle	36%	34%	30%	79%	67%	51%	97%	96%	90%	3%	4%	10%
Gosford	43%	54%	42%	71%	65%	65%	100%	92%	94%	0%	8%	6%
Wollongong	41%	43%	29%	72%	65%	40%	94%	94%	85%	6%	6%	15%
Lismore	31%	33%	24%	47%	53%	45%	84%	97%	88%	16%	3%	12%
Dubbo	38%	18%	17%	67%	48%	41%	92%	88%	86%	8%	12%	14%
Wagga Wagga	21%	21%	9%	57%	36%	35%	79%	71%	78%	21%	29%	22%
Country Total	36%	35%	27%	68%	60%	47%	92%	93%	88%	8%	7%	12%
State Total	29%	28%	19%	58%	52%	41%	88%	88%	85%	12%	12%	15%

Accused on Bail

	Percentage of Cases Disposed within											
	4 Months			6 Months			12 Months			>12 Months		
	2011	2012	2013	2011	2012	2013	2011	2012	2013	2011	2012	2013
Sydney	16%	10%	8%	39%	33%	24%	84%	79%	74%	16%	21%	26%
Sydney West	19%	25%	16%	46%	58%	27%	87%	90%	77%	13%	10%	23%
Newcastle	28%	10%	11%	61%	46%	26%	96%	85%	77%	4%	15%	23%
Gosford	20%	31%	27%	43%	49%	47%	83%	78%	77%	17%	22%	23%
Wollongong	29%	22%	15%	58%	53%	26%	94%	94%	69%	6%	6%	31%
Lismore	23%	12%	21%	43%	59%	42%	80%	83%	90%	20%	17%	10%
Dubbo	18%	5%	13%	43%	29%	27%	92%	67%	73%	8%	33%	27%
Wagga Wagga	8%	13%	11%	32%	21%	25%	62%	67%	82%	38%	33%	18%
Country Total	23%	15%	15%	50%	44%	30%	88%	81%	77%	12%	19%	23%
State Total	19%	16%	13%	45%	44%	27%	86%	83%	76%	14%	17%	24%

All Trials

	Percentage of Cases Disposed within											
	4 Months			6 Months			12 Months			>12 Months		
	2011	2012	2013	2011	2012	2013	2011	2012	2013	2011	2012	2013
Sydney	19%	14%	9%	43%	37%	29%	84%	80%	78%	16%	20%	22%
Sydney West	23%	27%	18%	52%	58%	32%	88%	91%	79%	12%	9%	21%
Newcastle	31%	20%	18%	68%	55%	35%	96%	90%	82%	4%	10%	18%
Gosford	27%	39%	34%	51%	55%	56%	88%	83%	85%	12%	17%	15%
Wollongong	33%	30%	21%	63%	58%	32%	94%	94%	76%	6%	6%	24%
Lismore	26%	21%	22%	44%	56%	43%	82%	89%	89%	18%	11%	11%
Dubbo	25%	10%	14%	51%	36%	32%	92%	75%	78%	8%	25%	22%
Wagga Wagga	12%	15%	10%	39%	24%	29%	67%	68%	80%	33%	32%	20%
Country Total	27%	22%	20%	56%	50%	37%	89%	85%	82%	11%	15%	18%
State Total	23%	21%	15%	50%	47%	33%	87%	85%	80%	13%	15%	20%

Annexure C2

Compliance with Criminal Time Standards

TRIALS – VERDICTS

Accused Custody

	Percentage of Cases Disposed within											
	4 Months			6 Months			12 Months			>12 Months		
	2011	2012	2013	2011	2012	2013	2011	2012	2013	2011	2012	2013
Sydney	18%	5%	0%	43%	25%	19%	78%	67%	75%	22%	33%	25%
Sydney West	22%	8%	2%	48%	28%	24%	88%	88%	70%	12%	12%	30%
Newcastle	9%	13%	11%	55%	56%	22%	91%	100%	83%	9%	0%	17%
Gosford	25%	50%	17%	50%	50%	67%	100%	50%	83%	0%	50%	17%
Wollongong	0%	33%	27%	40%	40%	27%	80%	87%	91%	20%	13%	9%
Lismore	57%	29%	14%	57%	57%	57%	100%	100%	100%	0%	0%	0%
Dubbo	22%	0%	0%	33%	25%	11%	44%	100%	89%	56%	0%	11%
Wagga Wagga	33%	0%	0%	67%	0%	50%	67%	100%	50%	33%	0%	50%
Country Total	23%	22%	13%	49%	45%	33%	79%	92%	85%	21%	8%	15%
State Total	20%	10%	4%	45%	31%	24%	81%	79%	77%	19%	21%	23%

Accused on Bail

	Percentage of Cases Disposed within											
	4 Months			6 Months			12 Months			>12 Months		
	2011	2012	2013	2011	2012	2013	2011	2012	2013	2011	2012	2013
Sydney	15%	2%	1%	39%	22%	15%	83%	71%	69%	17%	29%	31%
Sydney West	4%	12%	0%	37%	42%	8%	79%	85%	64%	21%	15%	36%
Newcastle	16%	5%	5%	48%	29%	19%	100%	68%	68%	0%	32%	32%
Gosford	0%	0%	17%	30%	8%	25%	80%	58%	67%	20%	42%	33%
Wollongong	10%	13%	0%	35%	43%	6%	85%	90%	47%	15%	10%	53%
Lismore	22%	5%	4%	33%	47%	42%	67%	74%	83%	33%	26%	17%
Dubbo	16%	0%	6%	37%	0%	17%	95%	33%	50%	5%	67%	50%
Wagga Wagga	0%	0%	0%	45%	8%	0%	64%	46%	67%	36%	54%	33%
Country Total	12%	5%	5%	39%	26%	21%	86%	65%	65%	14%	35%	35%
State Total	11%	6%	2%	38%	29%	15%	83%	72%	67%	17%	28%	33%

All Trials

	Percentage of Cases Disposed within											
	4 Months			6 Months			12 Months			>12 Months		
	2011	2012	2013	2011	2012	2013	2011	2012	2013	2011	2012	2013
Sydney	17%	3%	1%	40%	23%	17%	81%	69%	71%	19%	31%	29%
Sydney West	11%	10%	1%	41%	37%	14%	83%	86%	66%	17%	14%	34%
Newcastle	14%	7%	7%	50%	37%	20%	97%	78%	73%	3%	22%	27%
Gosford	7%	13%	17%	36%	19%	39%	86%	56%	72%	14%	44%	28%
Wollongong	8%	20%	11%	36%	42%	14%	84%	89%	64%	16%	11%	36%
Lismore	38%	12%	6%	44%	50%	45%	81%	81%	87%	19%	19%	13%
Dubbo	18%	0%	4%	36%	7%	15%	79%	52%	63%	21%	48%	37%
Wagga Wagga	7%	0%	0%	50%	7%	15%	64%	50%	62%	36%	50%	38%
Country Total	15%	10%	8%	42%	32%	24%	84%	73%	72%	16%	27%	28%
State Total	15%	7%	3%	41%	29%	18%	82%	75%	70%	18%	25%	30%

Annexure C3

Compliance with Criminal Time Standards

APPEALS

Conviction Appeals

	Percentage of Cases Disposed within											
	4 Months			6 Months			12 Months			>12 Months		
	2011	2012	2013	2011	2012	2013	2011	2012	2013	2011	2012	2013
Sydney	44%	53%	48%	75%	84%	78%	97%	97%	98%	3%	3%	2%
Sydney West	54%	60%	59%	78%	84%	79%	99%	98%	98%	1%	2%	2%
Newcastle	71%	79%	78%	87%	91%	88%	99%	99%	97%	1%	1%	3%
Gosford	71%	73%	69%	89%	89%	87%	100%	100%	98%	0%	0%	2%
Wollongong	66%	65%	65%	85%	81%	82%	97%	99%	97%	3%	1%	3%
Lismore	65%	53%	63%	81%	83%	81%	97%	98%	98%	3%	2%	2%
Dubbo	73%	66%	76%	88%	81%	92%	99%	95%	98%	1%	5%	2%
Wagga Wagga	69%	68%	68%	80%	78%	88%	94%	98%	100%	6%	3%	0%
Country Total	69%	68%	71%	85%	84%	86%	98%	98%	98%	2%	2%	2%
State Total	57%	61%	61%	80%	84%	82%	98%	98%	98%	2%	2%	2%

Sentence Appeals

	Percentage of Cases Disposed within								
	2 Months			6 Months			>6 Months		
	2011	2012	2013	2011	2012	2013	2011	2012	2013
Sydney	75%	78%	76%	96%	97%	97%	4%	3%	3%
Sydney West	77%	77%	71%	97%	97%	98%	3%	3%	2%
Newcastle	54%	56%	55%	96%	97%	94%	4%	3%	6%
Gosford	69%	73%	67%	94%	95%	98%	6%	5%	2%
Wollongong	69%	72%	73%	96%	98%	98%	4%	2%	2%
Lismore	53%	54%	59%	93%	93%	96%	7%	7%	4%
Dubbo	57%	66%	60%	97%	95%	95%	3%	5%	5%
Wagga Wagga	43%	61%	58%	92%	92%	96%	8%	8%	4%
Country Total	57%	63%	62%	95%	96%	96%	5%	4%	4%
State Total	67%	70%	67%	96%	96%	97%	4%	4%	3%

SENTENCES

	Percentage of Cases Disposed within								
	3 Months			6 Months			>6 Months		
	2011	2012	2013	2011	2012	2013	2011	2012	2013
Sydney	24%	23%	27%	63%	67%	67%	37%	33%	33%
Sydney West	19%	23%	19%	74%	77%	74%	26%	23%	26%
Newcastle	37%	35%	38%	77%	78%	78%	23%	22%	22%
Gosford	40%	23%	20%	81%	72%	70%	19%	28%	30%
Wollongong	50%	53%	37%	86%	88%	75%	14%	12%	25%
Lismore	46%	49%	40%	77%	78%	82%	23%	23%	18%
Dubbo	44%	38%	30%	81%	81%	75%	19%	19%	25%
Wagga Wagga	49%	40%	37%	96%	87%	84%	4%	13%	16%
Country Total	43%	40%	35%	81%	80%	77%	19%	20%	23%
State Total	34%	29%	28%	75%	74%	73%	25%	26%	27%

Annexure D

District Court Committees

Chief Judge's Policy and Planning Committee

- The Honourable Justice Blanch AM (Chair)
- His Honour Judge Solomon
- His Honour Judge Neilson
- Her Honour Judge Truss
- Her Honour Judge Ashford
- Her Honour Judge Gibb
- His Honour Judge Blackmore SC
- His Honour Judge Lakatos SC
- His Honour Judge Letherbarrow SC
- Her Honour Judge Woodburne SC
- Her Honour Judge Huggett
- Mr J Howard, Judicial Registrar (Secretary)

Rule Committee

- The Honourable Justice Blanch AM (Chair)
- Her Honour Judge Truss (Deputy Chair)
- His Honour Judge Neilson
- His Honour Judge Robison
- His Honour Judge Armitage
- His Honour Judge Levy SC
- Her Honour Judge Olsson SC
- His Honour Judge Mahony SC
- Mr P Khandhar, Bar Association of NSW
- Mr A Saxton, Law Society of NSW

Civil Business Committee

- Her Honour Judge Truss (Convenor)
- His Honour Judge McLoughlin SC
- His Honour Judge Letherbarrow SC
- Her Honour Judge Olsson SC
- His Honour Judge Mahony SC
- His Honour Judge Colefax SC
- Mr J Howard, Judicial Registrar
- Ms J Dunn, Civil Case Management and Listing
- Mr L King SC, Bar Association of NSW
- Mr T Stern, Law Society of NSW
- Ms M Boyle, Motor Accidents Authority
- Ms J Hall, Insurance Council of Australia

Criminal Business Committee

- The Honourable Justice Blanch AM (Chair)
- Mr J Howard, Judicial Registrar
- Mr R Fornito, Criminal Listing Director
- Ms E Mackenzie, Office of the Director of Public Prosecutions (Commonwealth)
- Mr K Alder, Office of the Director of Public Prosecutions (NSW)
- Ms C Giroto, Office of the Director of Public Prosecutions (NSW)
- Mr M Ierace, Senior Public Defender
- Ms K Traill, Bar Association of NSW
- Mr D Giddy, Law Society of NSW
- Mr S. O'Connor, Legal Aid Commission
- Ms J Boulos, Legal Aid Commission
- Mr J Styles, Aboriginal Legal Service
- Ms J Garvey, Judicial Support (Secretary)

Professional Development (Education) Committee

- Her Honour Judge Ashford (Chair until May 2013)
- Her Honour Judge Hock (Chair from August 2013)
- His Honour Judge Neilson
- His Honour Judge Woods QC
- His Honour Judge Berman SC
- His Honour Judge Zahra SC
- His Honour Judge Lakatos SC
- His Honour Judge Elkaim SC
- His Honour Judge Levy SC
- Her Honour Judge Wells SC
- His Honour Judge Lerve
- Mr J Howard, Judicial Registrar
- Ms R Windeler, Judicial Commission of NSW
- Ms R Sheard, Judicial Commission of NSW

John Maddison Tower and Downing Centre Building Committee

- His Honour Judge Robison (Convenor until February 2013)
- Her Honour Judge Tupman (Convenor from March 2013)
- His Honour Judge Kearns SC
- His Honour Judge Driver, Federal Circuit Court
- Ms P Olsoen, Principal Registrar
- Mr J Howard, Judicial Registrar
- Ms P Green, Registrar, Administrative Decisions Tribunal
- Ms K Byrne, Sheriff's Officer
- Mr R Gounder, Asset Management Services
- Mr R Cowburn, Brookfield Multiplex Ltd
- Mr K Breen, Judicial Support (Secretary)

Downing Centre Library Committee

- Her Honour Judge Truss (Chair)
- His Honour Judge Berman
- Ms J Culver, Deputy Chief Magistrate
- Ms V Blackmore, Library Services
- Ms S Ramsay, Library Services

Judicial Commission, Criminal Trial Courts Bench Book Committee

- His Honour Judge Lakatos SC
- His Honour Judge Arnott SC

Judicial Commission, Civil Trials Bench Book Committee

- His Honour Judge Neilson
- His Honour Judge Elkaim SC
- His Honour Judge Townsend

Judicial Commission, Equality before the Law Bench Book Committee

- His Honour Judge Norrish QC

Judicial Commission, Sexual Assault Trials Handbook Committee

- His Honour Judge Ellis (Chair)
- Her Honour Judge Huggett (from February 2013)
- His Honour Judge Norrish QC (from February 2013)

Judicial Commission, Standing Advisory Committee of Judicial Education

- His Honour Judge Lakatos SC

Judicial Commission, Ngara Yura Committee

- His Honour Judge Haesler SC



District Court of NSW
PO Box K1026
Haymarket NSW 2000
Phone: +61 1300 679 272
Internet: www.lawlink.nsw.gov.au/dc
ISSN 1834-9978