

CSI

Office Space Solutions

design | function | harmony





OFFICE SPACE: Workstation

The work place environment is a contributing factor to efficient staff practices and the profitability of doing business. For maximum productivity, staff requires comfortable, ergonomic and efficiently designed work spaces. Your clients will associate a modern, productive office environment with a positive corporate image.

With this in mind, we introduce our total office space solution furniture range.

Our Office Space: Workstation design allows effective usage of your floor area with configuration flexibility, developed from our experience in office furniture production and installation.

One of the directions is to more fully harmonise the workstations with quality accessories and colour co-ordinated panel systems.

We offer a total package in office furniture installation. A comprehensive selection of office and executive chairs, shelving, mobile drawer units, tables, bookcases, credenzas and storage units complement our workstation and office fit-outs.

We appreciate the reality of budget constraints and are prepared to work with our customers to achieve the most effective and appropriate office space solution. Customer satisfaction and long term relationships are at the heart of our business philosophy.



No job is too small or too large for CSI. We provide fit-outs from small offices to complete government departments.

You have a choice of hard wearing laminated work surfaces in a range of colours and textures, plus partition panel systems in a variety of height, width and colours.

We can also economically re-upholster your partition panels in the event of a future office fit-out.

“ We also manufacture an extensive range of executive chairs, office chairs and sofas. View the CSI Office Space Solutions Chairs brochure at www.csi.nsw.gov.au or phone us to receive a brochure by mail.



These lecture tables can also be arranged in a trapezoid configuration for round table discussion.



CSI provides attractively designed, hard wearing furniture for the toughest conditions. By example, their soft furnishings are a combination of style, comfort and durability.



OFFICE SPACE: Traditional

We manufacture a comprehensive range of laminated furniture that includes workstations, desks, wall and storage units, credenzas, bookcases and tables plus office, reception and executive chairs, armchairs and sofas. We will also supplement your original order in the same materials and colours as your needs expand. If you decide in the future to change your office colour scheme, we can reupholster chairs and sofas to complement your new look.



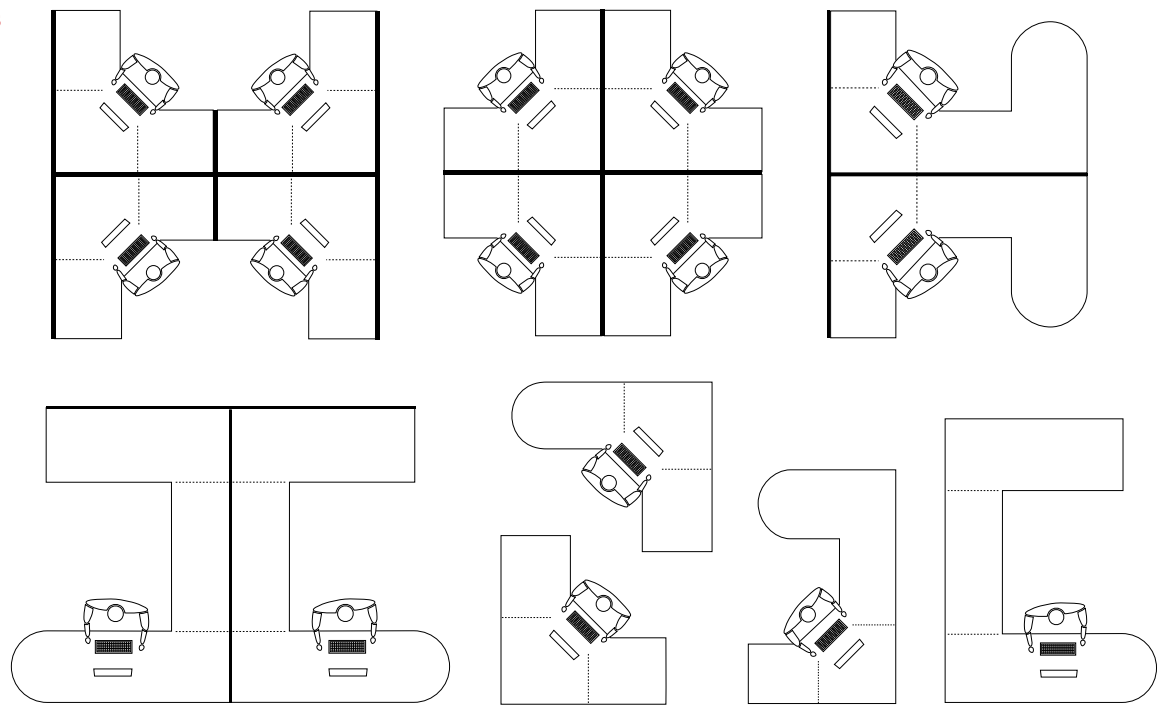
Furniture needs to fit its environment, be easy to access, look good and be built to last. Every setting needs to maximise space and minimise clutter. CSI carries this design philosophy through to its range of office, outdoor and occasional furniture.

Workstation fit-out options

are endless in terms of installing multiple units to facilitate all office configurations.

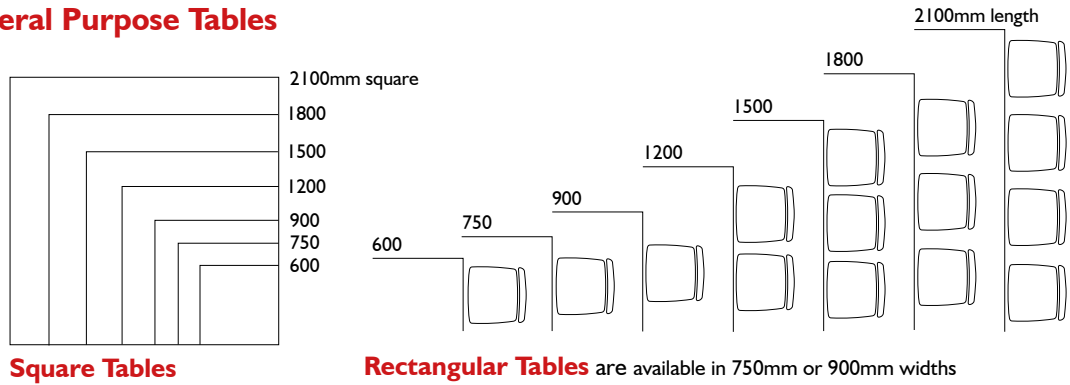
Features include:

- Hard wearing, functional work space surfaces.
- Extruded aluminium frames with interchangeable tile inserts.
- Flame retardant, sound absorbing fabrics.
- Storage and file management systems fitted to partition screens to maximise bench top space.
- A choice of cable trays or cable ducting suited to soft wiring.
- Cable entry available through the floor, ceiling or wall.
- The confidence of knowing that every workstation installation is backed up by the CSI Customer Service Guarantee.

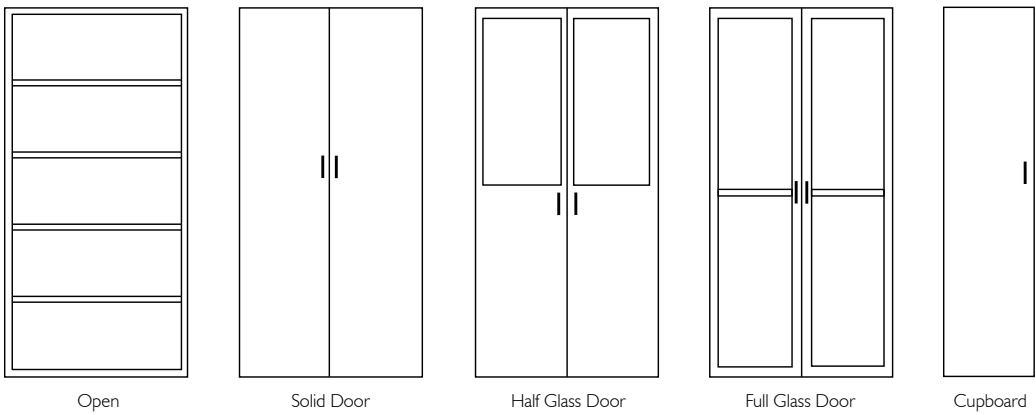
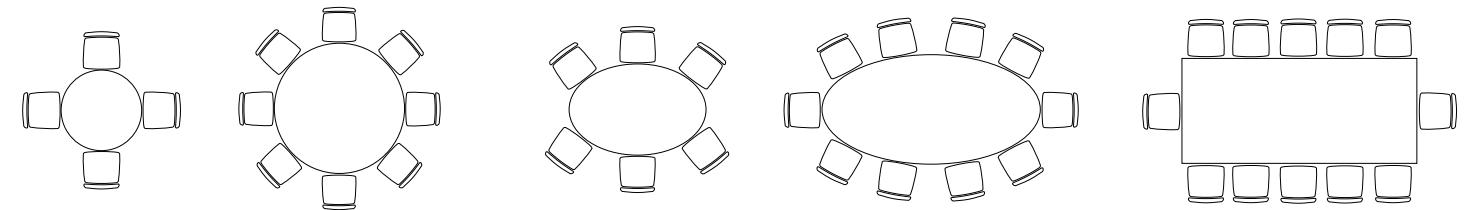


Conference, Office and General Purpose Tables

All tables are manufactured in a variety of laminated work surfaces and metal or slab laminate frames. Chair settings are indicated only as a guide for seating numbers on that specific table.

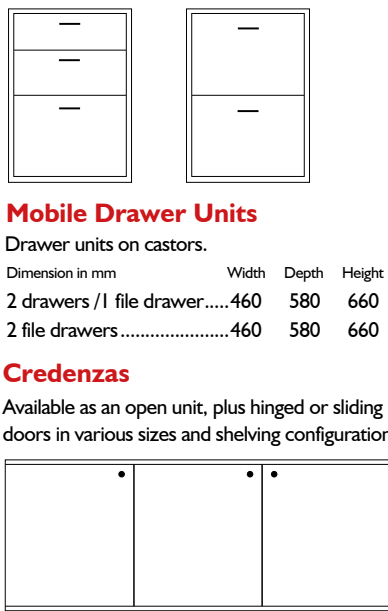


Round tables in diameter sizes from 750mm to 1500mm **Oval tables** in sizes from 1200x900mm to 2400x1200mm **Conference tables** are custom-built



Office Storage Bookcases, cupboards and open shelving in various laminated finishes.

Available in these configurations: Half glass doors - Full glass doors - Solid doors - Open low - Open high with 4 fixed shelves
Tall open with 4 adjustable shelves - Solid doors with hanger space and 4 fixed shelves - Clothes cupboard with solid door.



Best design, manufacture and durability.

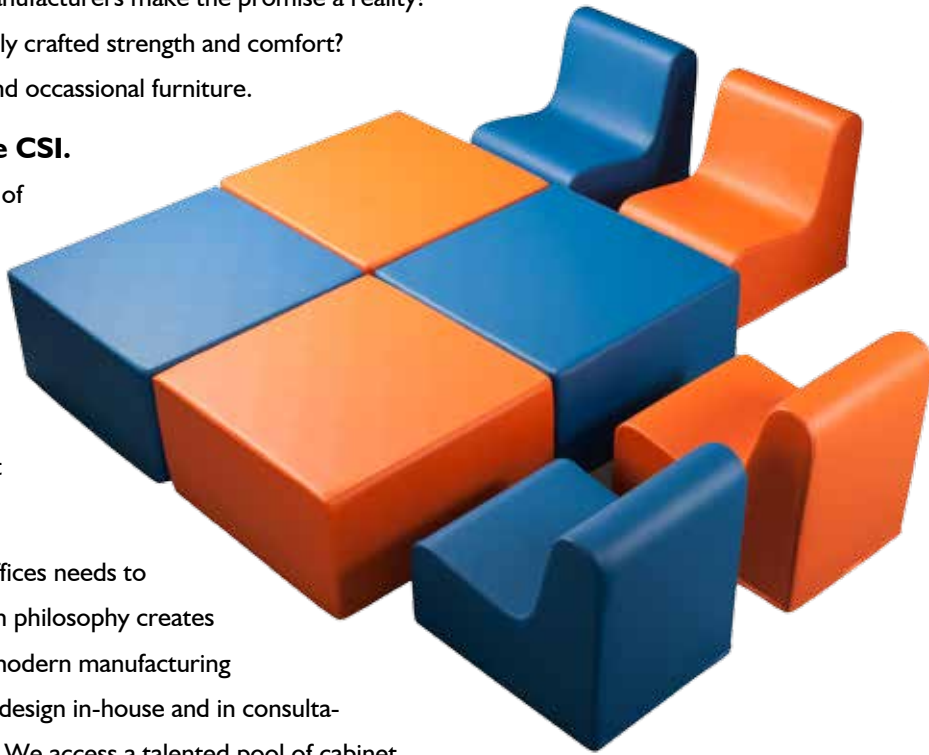
This is the combination of qualities we guarantee in every piece of furniture we make.

It's an easy and familiar boast. But how many manufacturers make the promise a reality?
How many actually provide Australian made, truly crafted strength and comfort?
We can and do in our range of office, outdoor and occasional furniture.

There are many good reasons to choose CSI.

We supply extensively to the NSW Department of Education and Communities (DEC). Why single this sector out? This is an environment where wear and tear is tested to its limit. It's a testament to the durability and quality of the furniture that we design and manufacture for the private and public sectors. And we don't just make and sell it. It's our first choice too.

Every setting from work stations to executive offices needs to maximise space and minimise clutter. Our design philosophy creates a professional and efficient workplace. We use modern manufacturing processes to deliver strength and longevity. We design in-house and in consultation with customers and other industry leaders. We access a talented pool of cabinet makers, upholsterers and metalworkers to design and engineer furniture solutions.



We designed this modular foam lounge and cube setting for the correctional centre living environment. Its modern style will fit in any space where soft furnishings are preferred to hard edged furniture.

Project Management

For a seamless transition in your building or office fit-out.



- Buy from us and the furniture is delivered by us and installed to your site.
- It's cost efficient and you're not left to the mercy of unknown contractors. We also offer:
- reconfiguration of existing workstations to accommodate new additions.
 - removal of old furniture and workstations.
 - repairing and painting walls after old workstation fittings removed.
 - ripping up your old carpet and laying new replacement.
 - installation of electrical wiring and lighting.

Would you like further information or to speak to a CSI Product Manager?
tel: 02 4582 2420 email: csi@justice.nsw.gov.au or visit our website: csi.nsw.gov.au

